



The Regional Municipality of Durham

Health and Social Services Committee Revised Agenda

Thursday, April 6, 2023, 9:30 a.m.

Regional Council Chambers

Regional Headquarters Building

605 Rossland Road East, Whitby

If this information is required in an accessible format, please contact 1-800-372-1102 ext. 2097.

Note: This meeting will be held in a hybrid meeting format with electronic and in-person participation. Committee meetings may be [viewed via live streaming](#).

	Pages
1. Roll Call	
2. Declarations of Interest	
3. Adoption of Minutes	
3.1 Health and Social Services Committee meeting - March 9, 2023	3
4. Statutory Public Meetings	
There are no statutory public meetings	
5. Presentations	
5.1 Busola Ayodele, Epidemiologist, Health Analytics & Research Team, and Mary-Anne Pietrusiak, Manager, Health Analytics & Research Team Re: Tools to Inform: Introducing Data Trackers for Population, Cancer and Maternal & Infant Health	9
5.2 Roberta Jagoe, Program Manager, Housing Services Division Re: Community Housing - New Legislative Framework	27
*5.3 Dr. R.J. Kyle, Commissioner and Medical Officer of Health Re: COVID-19 and Flu Update	39
6. Delegations	
7. Health	
7.1 Correspondence	
7.2 Reports	

There are no Health reports to be considered

8. Social Services

8.1 Correspondence

8.2 Reports

- a. Report #2023-SS-3
Supply of Tableware for the Region of Durham's Four (4)
Long-Term Care Homes

54

9. Advisory Committee Resolutions

There are no advisory committee resolutions to be considered

10. Confidential Matters

There are no confidential matters to be considered

11. Other Business

12. Date of Next Meeting

Thursday, May 4, 2023 at 9:30 AM

13. Adjournment

Notice regarding collection, use and disclosure of personal information:

Written information (either paper or electronic) that you send to Durham Regional Council or Committees, including home address, phone numbers and email addresses, will become part of the public record. This also includes oral submissions at meetings. If you have any questions about the collection of information, please contact the Regional Clerk/Director of Legislative Services.

If this information is required in an accessible format, please contact 1-800-372-1102 ext. 2097.

The Regional Municipality of Durham

MINUTES

HEALTH & SOCIAL SERVICES COMMITTEE

Thursday, March 9, 2023

A regular meeting of the Health & Social Services Committee was held on Thursday, March 9, 2023 in the Council Chambers, Regional Headquarters Building, 605 Rossland Road East, Whitby, Ontario at 9:30 AM. Electronic participation was offered for this meeting.

1. Roll Call

Present: Councillor Roy, Chair
Councillor Dies, Vice-Chair
Councillor Anderson
Councillor Brenner attended for part of the meeting
Councillor Carter
Councillor Foster
Councillor Jubb
Regional Chair Henry

Also

Present: Councillor Schummer*
Councillor Wotten* attended for part of the meeting
*** denotes Councillors participating electronically**

Staff

Present: E. Baxter-Trahair, Chief Administrative Officer
C. Boyd, Solicitor, Chief Administrative Office – Legal Services
T. Cheseboro, Chief, Region of Durham Paramedic Services, Health
S. Danos-Papaconstantinou, Commissioner of Social Services
J. Dixon, Director, Business Affairs and Finance Management, Social Services
L. Fortuna, Director, Health Protection, Health
J. Gaskin, Manager, Wage Subsidy, Children's Services, Social Services
R. Inacio, Systems Support Specialist, Corporate Services – IT
Z. Jaffer, Director, Business Affairs, Health
R.J. Kyle, Commissioner and Medical Officer of Health
M. Laschuk, Director, Family Services, Social Services
L. MacDermaid, Director, Long-Term Care and Services for Seniors, Social Services
P. McTavish, Associate Medical Officer of Health
C. Taylor, Manager, Budgets & Finance, Social Services
T. Tyner Cavanagh, Manager, Strategic Initiatives and Partnerships
E. Valant, Area Manager, Income & Employment Support, Social Services

N. Prasad, Assistant Secretary to Council, Corporate Services – Legislative Services

K. Smith, Committee Clerk, Corporate Services – Legislative Services

***all staff except R. Inacio participated electronically**

2. Declarations of Interest

There were no declarations of interest.

3. Adoption of Minutes

Moved by Councillor Carter, Seconded by Regional Chair Henry,
(9) That the minutes of the regular Health & Social Services Committee meeting held on Thursday, February 9, 2023, be adopted.

CARRIED

4. Statutory Public Meetings

There were no statutory public meetings.

5. Presentations

5.1 Dr. R.J. Kyle, Commissioner and Medical Officer of Health, re: 2023 Health Department Business Plans and Budget

Dr. R.J. Kyle, Commissioner and Medical Officer of Health, provided a PowerPoint presentation with regards to the 2023 Health Department Business Plans and Budget.

Highlights of the presentation included:

- 2023 Business Plans and Budget
- 2022 Accomplishments
 - COVID-19 Response Efforts
 - Response to Community Needs
- 2023 Proposed Expenditures & Financing
- 2023 Strategic Highlights – Public Health
- 2023 Strategic Highlights – Paramedic Services
- Risks and Uncertainties
- Beyond the 2023 Business Plans and Budget
 - Forecasted Pressures

R.J. Kyle responded to questions with regards to the opioid response plan; program restoration for mental health and addiction; plans to work with the new Chief of Police to assist with the opioid crisis; any potential additions or exclusions within the budget for 2023; plans to encourage students to join the paramedic services program in college; whether opioid response calls of individuals are

tracked; addiction or mental health supports available to individuals that have repeat calls to paramedic services; and the number of individuals that are treated in the field and released.

5.2 Stella Danos-Papaconstantinou, Commissioner of Social Services, re: 2023 Social Services Department Business Plans and Budget

Stella Danos-Papaconstantinou, Commissioner of Social Services, provided a PowerPoint presentation with regards to the 2023 Social Services Department Business Plans and Budget.

Highlights of the presentation included:

- 2022 Accomplishments
 - Community Outreach and Support Services
 - Homelessness Prevention and Housing Services
 - Child Care, Counselling and Long-Term Care Services
- 2023 Proposed Expenditures & Financing
- 2023 Strategic Highlights
- 2023 Business Plans and Budgets
 - Risks and Uncertainties
- Beyond the 2023 Business Plans and Budget
 - Forecasted Pressures
- 2023 Proposed Investments in Housing and Homelessness Supports

S. Danos-Papaconstantinou responded to questions with regards to the operating budget for the micro homes and Beaverton Supportive housing projects; the procurement process when projects come in over budget; staffing positions for new positions identified in the budget; shelter modernization for 2024; funding supports available to households; initiatives to assist with the opioid crisis; impact to the budget with provincial funding being reduced; number of supportive housing units being designated within the budget; any potential additions or exclusions within the budget for 2023; communication initiatives to educate the public on homelessness; and whether Durham Region is receiving assistance from not-for profits and how Durham Region can support them.

6. Delegations

There were no delegations.

7. Health

7.1 Correspondence

There were no communications to consider.

7.2 Reports

A) Standing Agreement with Zoll Medical Canada Limited (2023-MOH-2)

Report #2023-MOH-2 from R.J. Kyle, Commissioner and Medical Officer of Health, was received.

N. Taylor responded to a question with regards to the policy for sole source agreements.

Moved by Councillor Carter, Seconded by Councillor Foster,
(10) That we recommend to Council:

- A) That the Zoll X-Series/X-Series Advanced monitor/defibrillator be maintained as the Regional standard for a period of five (5) years;
- B) That authorization be granted to award a sole source agreement to Zoll Medical Canada Limited effective March 1, 2023 for a period of five (5) years for the purchase of new/replacement monitor/defibrillators pending approval of the 2023 Paramedic Services Business Plans and Budget; and
- C) That a Standing Agreement with Zoll Medical Canada Limited be negotiated and awarded to supply the Region of Durham Paramedic Services (RDPS) with non-warranty maintenance and repair service, and reusable and disposable accessory equipment for Zoll X-Series/X-Series Advanced monitor/defibrillators for a five (5) year term at an annual estimated cost of \$500,000.

CARRIED

B) 2023 Health Department Business Plans and Budget (2023-MOH-3)

Report #2023-MOH-3 from R.J. Kyle, Commissioner and Medical Officer of Health, was received.

Moved by Councillor Carter, Seconded by Councillor Foster,
(11) That we recommend to the Finance and Administration Committee for subsequent recommendation to Regional Council:

That the 2023 Business Plans and Budget of the Health Department be approved.

CARRIED

This item will be considered by the Finance & Administration Committee at their meeting to be held on March 21, 2023.

8. Social Services

8.1 Correspondence

There were no communications to consider.

8.2 Reports

A) 2023 Social Services Department Business Plans and Budget (2023-SS-2)

Report #2023-SS-2 from S. Danos-Papaconstantinou, Commissioner of Social Services, was received.

Moved by Councillor Carter, Seconded by Councillor Jubb,
(12) That we recommend to the Finance and Administration Committee for subsequent recommendation to Regional Council:

That the 2023 Business Plans and Budget of the Social Services Department be approved.

CARRIED

This item will be considered by the Finance & Administration Committee at their meeting to be held on March 21, 2023.

9. **Advisory Committee Resolutions**

There were no advisory committee resolutions to be considered.

10. **Confidential Matters**

There were no confidential matters to be considered.

11. **Other Business**

There was no other business to be considered.

12. **Date of Next Meeting**

The next regularly scheduled Health & Social Services Committee meeting will be held on Thursday, April 6, 2023 at 9:30 AM in the Council Chambers, Regional Headquarters Building, 605 Rossland Road East, Whitby.

13. **Adjournment**

Moved by Regional Chair Henry, Seconded by Councillor Anderson,
(13) That the meeting be adjourned.

CARRIED

The meeting adjourned at 11:17 AM

Respectfully submitted,

E. Roy, Chair

K. Smith, Committee Clerk



Tools to Inform: Introducing Data Trackers for Population, Cancer and Maternal & Infant Health

Busola Ayodele | Epidemiologist
Health Analytics & Research Team (HART)
Office of the Commissioner and Medical Officer of Health
Durham Region Health Department



Overview

Population

Durham Region Population Data Tracker
2021 Population Snapshot
Date Last Updated: September 2022

Snapshot Trends Population Pyramid Percentage Change

This Dashboard is best viewed on a computer or tablet as not all features to select or view certain data are available on mobile devices.

The Population at a Glance dashboard provides population counts and selected demographic indicators by year for Durham Region and its eight municipalities. The dashboard is updated annually.

Region
Durham Region
Ontario

- Ajax
- Brock
- Clarington
- Oshawa
- Pickering
- Scugog
- Uxbridge
- Whitby

Click on the "Region" filter to view the population metrics by municipality. Click the eraser on the "Region" filter to deselect municipalities.

[Durham.ca/population](https://durham.ca/population)

Cancer

Durham Region Cancer Data Tracker
Cancer Overview
Date Last Updated: November, 2022

Snapshot Incidence Mortality Compared to Ontario Technical Notes

This Dashboard is best viewed on a computer or tablet as not all features to select or view certain data are available on mobile devices.

The Cancer at a Glance dashboard provides information about cancer incidence (diagnosed cases of cancer) and mortality (deaths from cancer) for Durham Region and Ontario. We present cancer rates for males and females, by age group, cancer site and year. Although all cancers are characterized by uncontrolled growth and spread of abnormal cells, cancer is not one disease, but many. Each type of cancer has different causes, risk factors, preventive factors and characteristics.

There were 31,763 newly diagnosed cases of cancer and 10,795 cancer deaths among Durham Region residents between 2010 and 2018.

Top Five Cancers in Durham Region (2010-2018)

Five Most Common Cancers

[Durham.ca/cancerstats](https://durham.ca/cancerstats)

Maternal and Infant Health

Durham Region Maternal & Infant Health Data Tracker
Last updated: February 2023

Summary Pregnancy and Birth Maternal Health Birth Outcomes Breastfeeding


The Maternal and Infant Health Data Tracker provides key maternal and infant health indicators by year for Durham Region and its eight municipalities.

- 7,008 pregnancies were reported among Durham Region residents in 2021. This represents 47.3 pregnancies for every 1,000 females of reproductive age.
- In 2021, the pregnancy rate was highest in females aged 30 to 34 years.
- The teen pregnancy rate in Durham Region significantly decreased from 20.8 (per 1,000 females of reproductive age) in 2013 to 3.4 in 2021.
- 22% of Durham Region residents who gave birth in 2021 reported at least one mental health condition.
- In 2021, 0.9% of Durham Region gestational diabetes occurred among pregnant women.
- The gestational diabetes rate in Durham

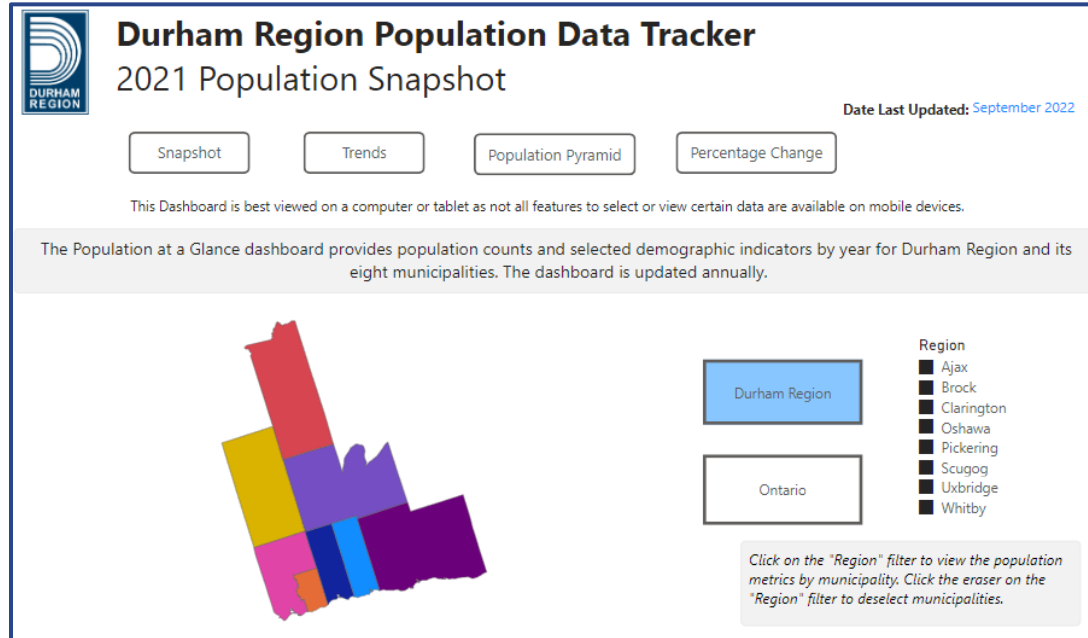
[Durham.ca/birthstats](https://durham.ca/birthstats)

DURHAM REGION POPULATION DATA TRACKER

durham.ca/population



Population Data Tracker



- Provides population counts by year for Durham Region and its eight municipalities.
- **Data source:** Statistics Canada's population estimates by public health unit.

Population Data Tracker



Durham Region Population Data Tracker 2021 Population Snapshot

Snapshot

Trends

Population Pyramid

Percentage Change

- 4 Tabs

Snapshot

- Summary of population estimates by age and sex
- Percentage of children and youth
- Percentage of seniors
- Population growth

% of Children and Youth (19 and Under)

23.5%

% of Seniors (65+)

15.7%

Population Growth (2011 to 2021)

16.1%

Trends

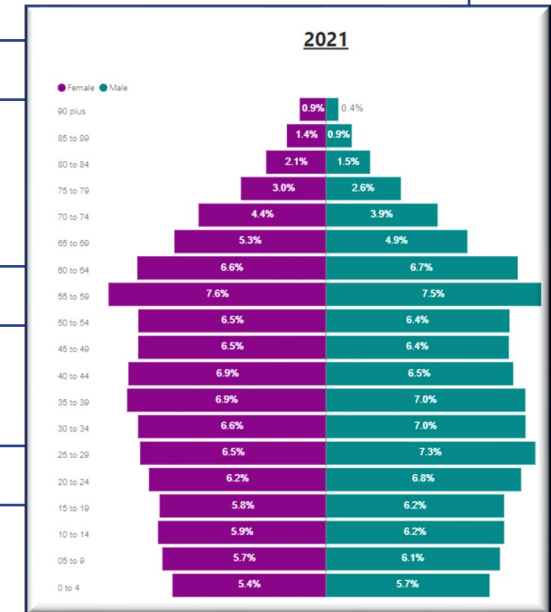
- Population change over time since 1986
- Trends by age, sex, and Durham Region municipality

Population Pyramid

- Distribution of the population by age group and sex


Percentage Change

- Percentage change in Durham Region populations between 2011 and 2021



Durham Region Population at a Glance

The estimated population of Durham Region in 2021 was just over 727,000.



The largest municipality is Oshawa with an estimated population of 180,000+ in 2021

Durham Region Population at a Glance

- Between 2011 and 2021:
 - Overall population increased by 16.1%
 - Children and youth (under 19 years) population increased by 23.5%
 - Seniors (65+) population increased by 15.7%
 - Clarington had the largest population growth with an increase of 19.5%

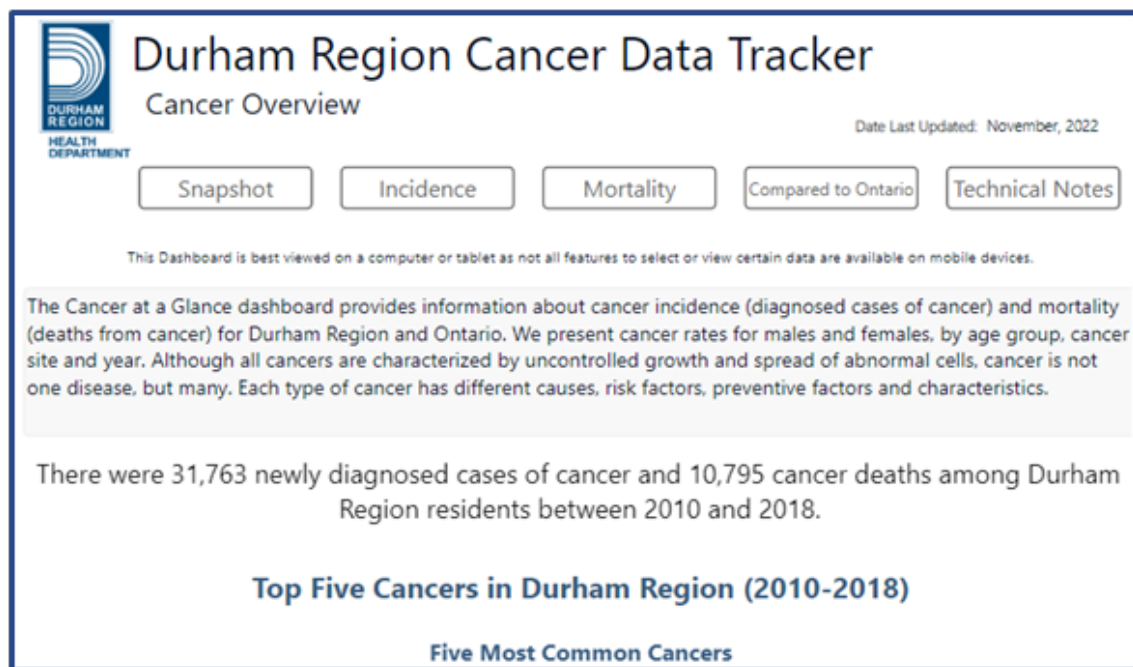


DURHAM REGION CANCER DATA TRACKER

durham.ca/cancerstats




Cancer Data Tracker



The screenshot shows the 'Durham Region Cancer Data Tracker' interface. At the top left is the Durham Region Health Department logo. The main title is 'Durham Region Cancer Data Tracker' with a subtitle 'Cancer Overview'. To the right, it says 'Date Last Updated: November, 2022'. Below the title are five buttons: 'Snapshot', 'Incidence', 'Mortality', 'Compared to Ontario', and 'Technical Notes'. A note below the buttons states: 'This Dashboard is best viewed on a computer or tablet as not all features to select or view certain data are available on mobile devices.' The main content area contains a paragraph: 'The Cancer at a Glance dashboard provides information about cancer incidence (diagnosed cases of cancer) and mortality (deaths from cancer) for Durham Region and Ontario. We present cancer rates for males and females, by age group, cancer site and year. Although all cancers are characterized by uncontrolled growth and spread of abnormal cells, cancer is not one disease, but many. Each type of cancer has different causes, risk factors, preventive factors and characteristics.' Below this is a summary: 'There were 31,763 newly diagnosed cases of cancer and 10,795 cancer deaths among Durham Region residents between 2010 and 2018.' At the bottom, it says 'Top Five Cancers in Durham Region (2010-2018)' and 'Five Most Common Cancers'.


- The Cancer Data Tracker provides information about *diagnosed cases of cancer and deaths from cancer* by
 - Sex
 - Age group
 - Cancer site (e.g., lung)
 - Year
- Compares Durham Region to Ontario
- **Source:** Ontario Cancer Registry

Cancer at a Glance

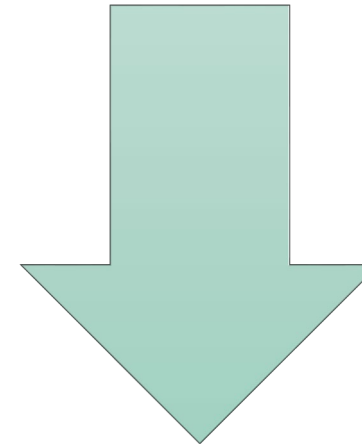


The most common cancers in Durham Region between 2010 and 2018 were:

- Lung
- Breast
- Prostate
- Colorectal



Significant decrease in **lung, prostate, colorectal, bladder, and ovarian cancer diagnoses** between 2010 and 2018



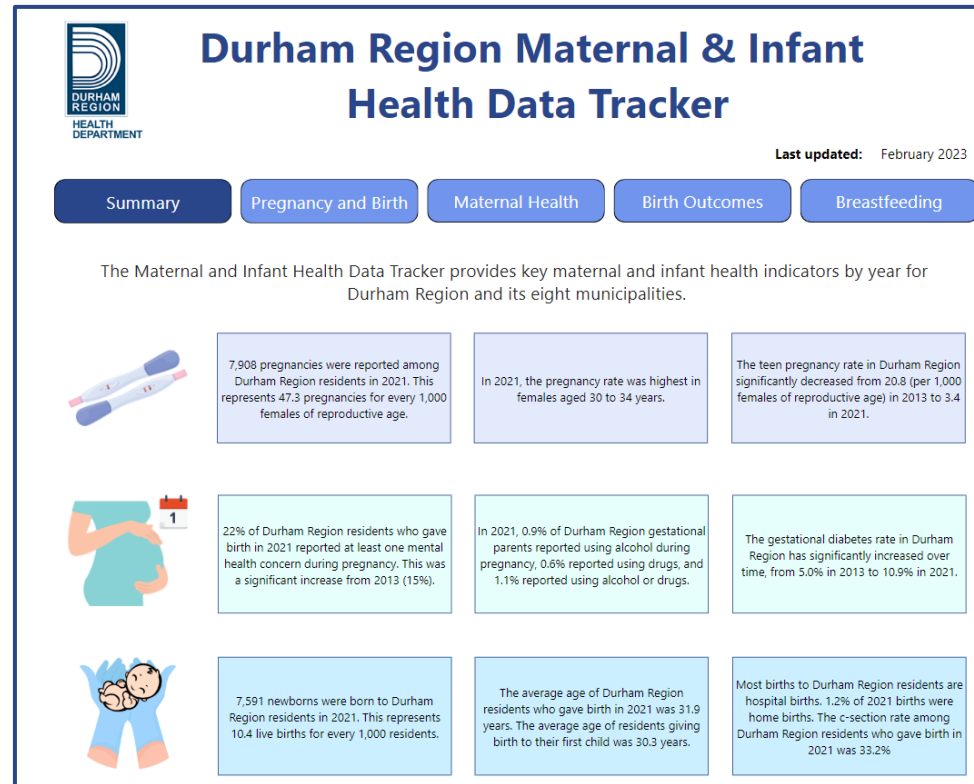
Significant decrease in **lung and colorectal cancer deaths** between 2010 and 2018

DURHAM REGION MATERNAL AND INFANT HEALTH DATA TRACKER

durham.ca/birthstats



Maternal and Infant Health Data Tracker



- Provides key maternal and infant health indicators for Durham and its eight municipalities
 - *By year*
 - *Over time*
- Data sources
 - *Hospital data*
 - *Birth registries made available to public health units*

Maternal and Infant Health Data Tracker

- This Data Tracker presents 37 indicators under four categories: Pregnancy & Birth, Maternal Health, Birth Outcomes, and Breastfeeding

Pregnancy & Birth

- E.g., Birth rates, teen pregnancy rates, home births, births by hospital

Maternal Health

- E.g., Alcohol & drug use, smoking, mental health, weight gain, diabetes

Birth Outcomes

- E.g., Low birth weight, preterm birth, stillbirth rate, congenital anomalies

Breastfeeding

- E.g., Intention to breastfeed, breastfeeding initiation

Maternal and Infant Health at a Glance

7,591 newborns were born to Durham Region residents in 2021

Only 1.2% of births to Durham Region residents were home births

22% who gave birth in 2021 reported at least one mental health concern during pregnancy, a significant increase from 15% in 2013.

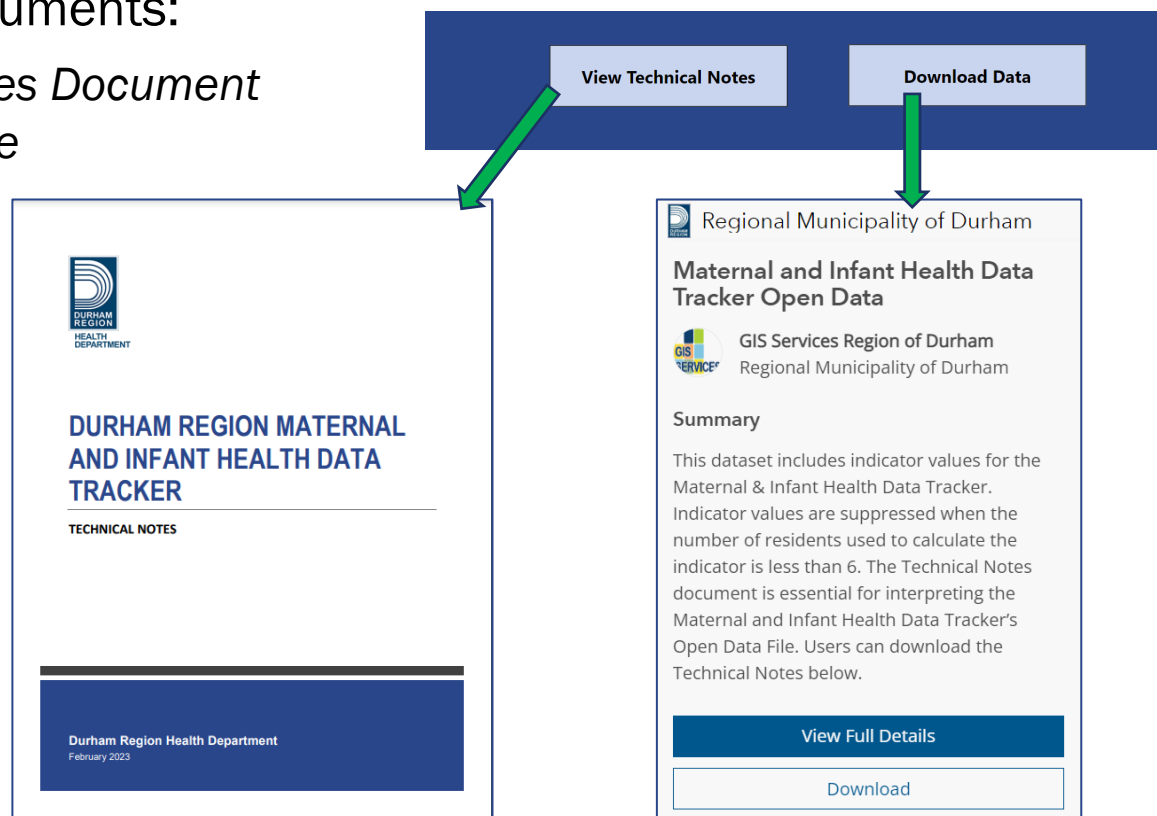
The gestational diabetes rate increased significantly from 5% in 2013 to 11% in 2021.

The teen pregnancy rate decreased from 20.8 per 1,000 females in 2013 to 3.4 in 2021

Maternal and Infant Health Tracker: Complementary Documents

The Maternal and Infant Health Data Tracker is accompanied by two complementary documents:

- *Technical Notes Document*
- *Open Data File*



When are the Data Trackers updated?

Population

Durham Region Population Data Tracker
2021 Population Snapshot
Date Last Updated: September 2022

Snapshot Trends Population Pyramid Percentage Change

This Dashboard is best viewed on a computer or tablet as not all features to select or view certain data are available on mobile devices.

The Population at a Glance dashboard provides population counts and selected demographic indicators by year for Durham Region and its eight municipalities. The dashboard is updated annually.

Region
Durham Region
Ontario

Region
■ Ajax
■ Brock
■ Clarington
■ Oshawa
■ Pickering
■ Scugog
■ Uxbridge
■ Whitby

Click on the "Region" filter to view the population metrics by municipality. Click the cross on the "Region" filter to deselect municipalities.

[Durham.ca/population](https://durham.ca/population)

Annually
Next update: Summer 2023

Cancer

Durham Region Cancer Data Tracker
Cancer Overview
Date Last Updated: November, 2022

Snapshot Incidence Mortality Compared to Ontario Technical Notes

This Dashboard is best viewed on a computer or tablet as not all features to select or view certain data are available on mobile devices.

The Cancer at a Glance dashboard provides information about cancer incidence (diagnosed cases of cancer) and mortality (deaths from cancer) for Durham Region and Ontario. We present cancer rates for males and females, by age group, cancer site and year. Although all cancers are characterized by uncontrolled growth and spread of abnormal cells, cancer is not one disease, but many. Each type of cancer has different causes, risk factors, preventive factors and characteristics.

There were 31,763 newly diagnosed cases of cancer and 10,795 cancer deaths among Durham Region residents between 2010 and 2018.

Top Five Cancers in Durham Region (2010-2018)

Five Most Common Cancers

[Durham.ca/cancerstats](https://durham.ca/cancerstats)

When new data are available
Next update: Possibly 2024

Maternal and Infant Health

Durham Region Maternal & Infant Health Data Tracker
Last updated: February 2023

Summary Pregnancy and Birth Maternal Health Birth Outcomes Breastfeeding

The Maternal and Infant Health Data Tracker provides key maternal and infant health indicators by year for Durham Region and its eight municipalities.

7,938 pregnancies were reported among Durham Region residents in 2021. This represents 47.5 pregnancies for every 1,000 females of reproductive age.

In 2021, the pregnancy rate was highest in females aged 30 to 34 years.

The teen pregnancy rate in Durham Region significantly decreased from 20.8 (per 1,000 females of reproductive age) in 2013 to 3.4 in 2021.

22% of Durham Region residents who gave birth in 2021 reported at least one mental health concern.

In 2021, 0.9% of Durham Region gestational diabetes reported cases showed a decrease.

The gestational diabetes rate in Durham

[Durham.ca/birthstats](https://durham.ca/birthstats)

Annually
Next update: Summer 2023

Collecting Feedback

[Durham.ca/population](https://durham.ca/population)

4.5	30	2.5	5.97
3.6	25	3.0	2.48
3.5	24	3.6	-0.83
3.5	24	2.3	2.33
3.4	24	3.3	1.47

We want to hear from you!

[Durham.ca/cancerstats](https://durham.ca/cancerstats)

We can prevent some types of cancer by:

-  a diet rich in vegetables and fruits
-  Reducing alcohol consumption
-  Maintaining a healthy weight
-  Reducing exposure to carcinogens in the workplace
-  Vaccinating against infections such as human papillomavirus (HPV) and hepatitis
-  Being physically active
-  Not smoking
-  Screening for breast, cervical and colorectal cancers
-  Practicing sun safety

We want to hear from you!

[Durham.ca/birthstats](https://durham.ca/birthstats)

[View Technical Notes](#) [Download Data](#)

Birth and Infant Health Data Tracker is updated annually, and when corrections are made. The Data Tracker was last updated:

February 2023

We want to hear from you!

Data Tool Feedback Survey can be accessed on all three trackers and on other Durham Region Health Department data tools. The survey allows users to:

Provide feedback

Ask a question

Report an issue



Questions?



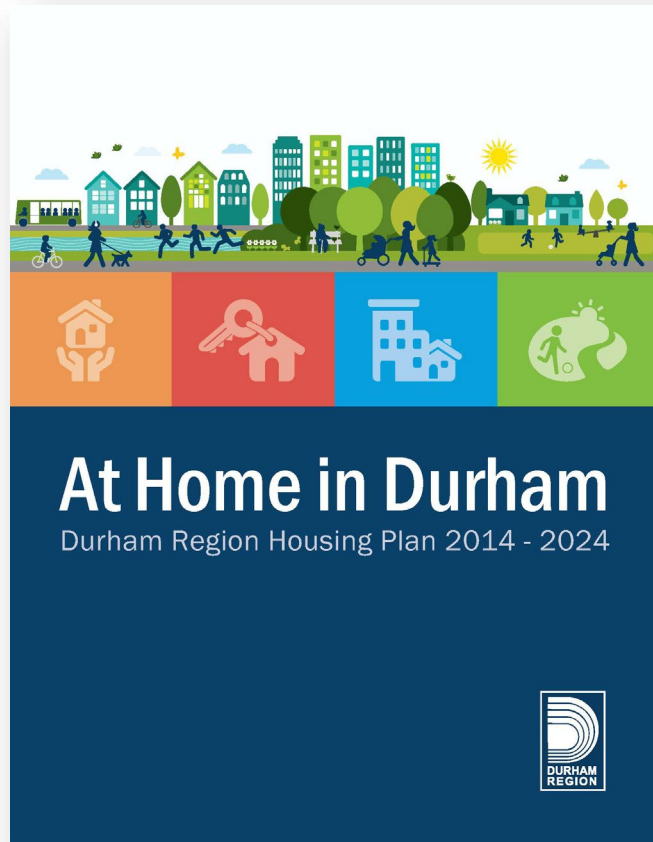


Community Housing New Legislative Framework

April 6, 2023



Community Housing Sustainability



New Legislative Framework

- Housing Services Act changes – July 2020
 - Streamlined framework for community housing providers at end of mortgage (EOM) or end of operating agreements (EOA)
 - Long-term sustainability of community housing
- Regulatory changes – July 2022
 - Part VII.1 service agreements
 - Alternate forms of financial housing assistance
 - Exit agreements

Housing Program End Dates

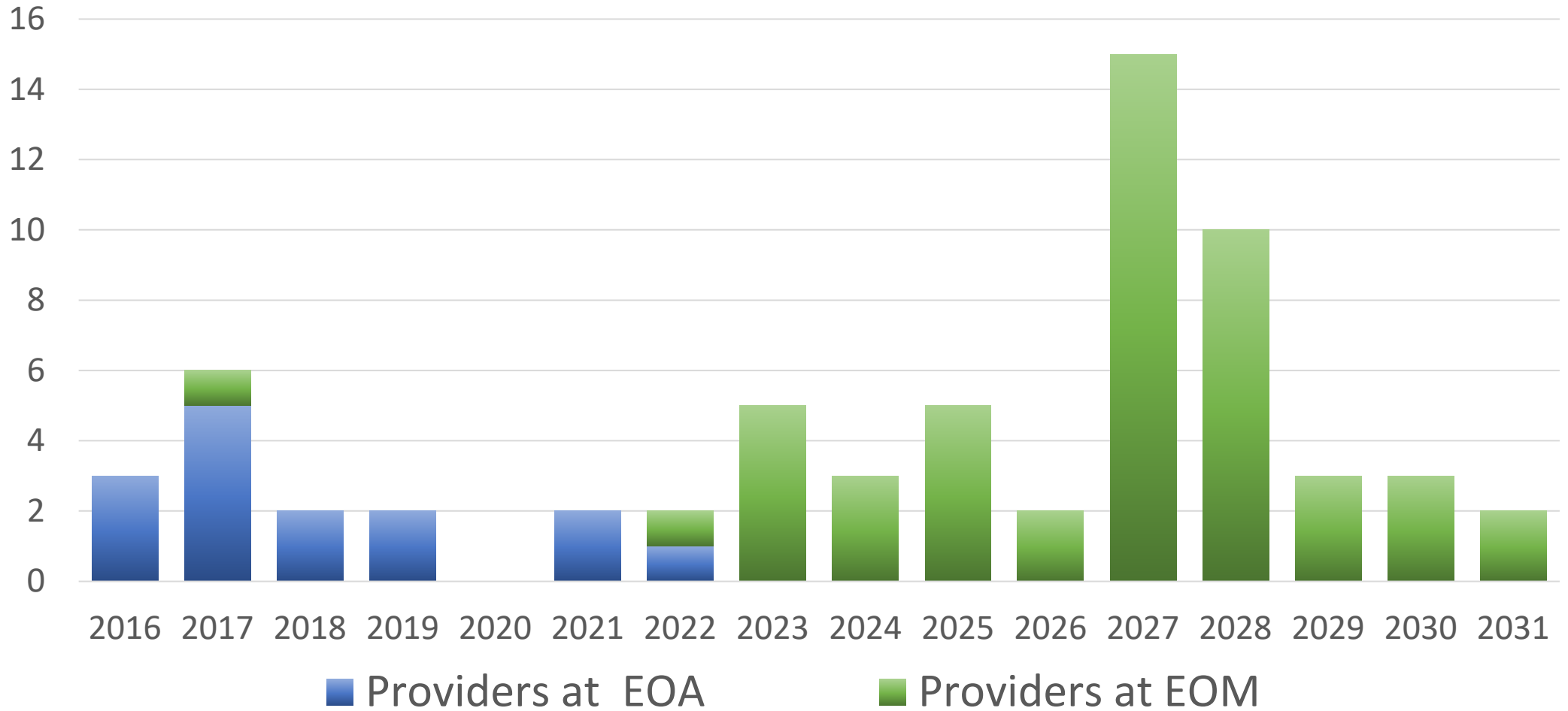
End of Operating Agreement | EOA

- Former federal providers
- Operating agreements continued
- Operating agreement ends with mortgage expiry

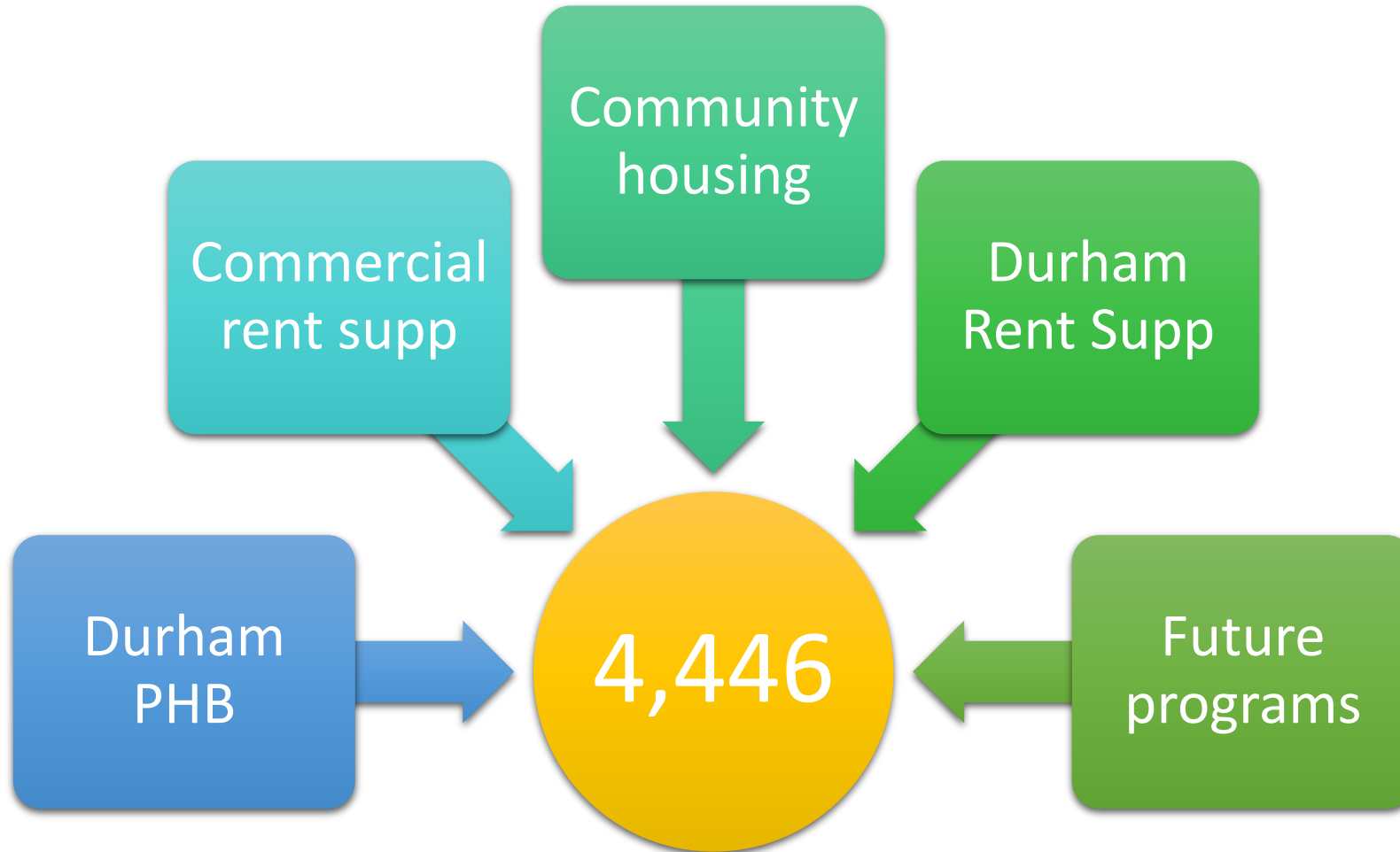
End of Mortgage | EOM

- Former provincial reform providers
- Housing Services Act framework – Part VII
- No prescribed end date

Projects Reaching EOA/EOM



Service Level Standards



Capital Needs

Insufficient capital reserves to address capital needs

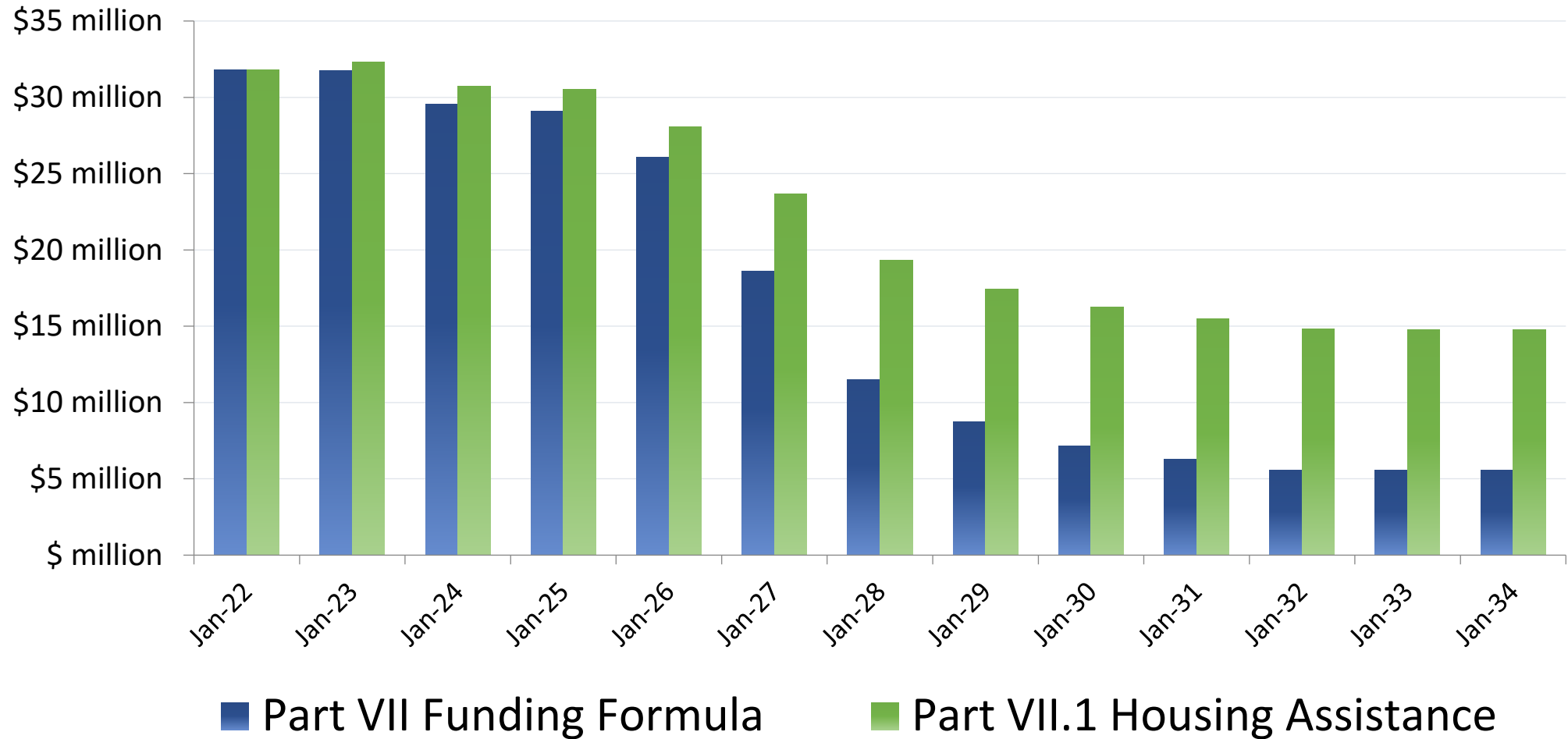
- \$15 million annual capital requirements
- Less than \$5 million in annual capital reserve contributions



HSA – Part VII.1 Agreements

- Minimum 10 year term
- Minimum 5 year financial plan
- Mandatory funding for housing assistance
- Optional additional funding
- Continued housing assistance

Estimated Regional Funding Costs



Opportunities



Next Steps

- Consultation with community housing providers
- Continued work with sector organizations
 - Training
 - Financial plans
 - Agreements and other tools
- Housing Strategic Steering Committee (HSSC)





Questions?

Roberta Jagoe

Program Manager, Housing Services

905-668-4113, extension 2472

Roberta.Jagoe@durham.ca

durham.ca

[@RegionofDurham](https://www.instagram.com/RegionofDurham)





COVID-19 & Flu Update

Durham Region Health Department
Health & Social Services Committee
April 6, 2023



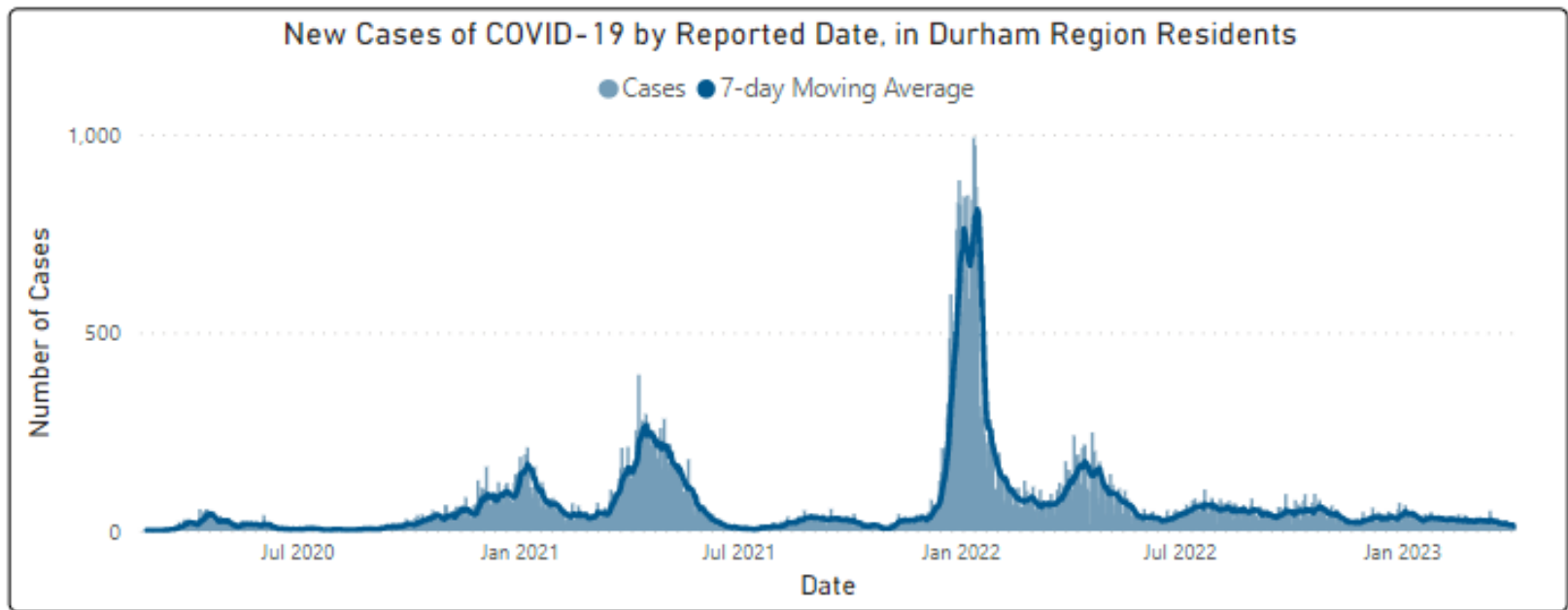
Current Status – COVID-19

- World Health Organization (WHO) – [Statement on the update of WHO’s working definitions and tracking system for SARS-CoV-2 variants of concern \(VOCs\) and variants of interest \(VOIs\) \(March 16, 2023\)](#)
 - SARS-CoV-2 continues to evolve
 - Omicron represents the most divergent VOC seen to date and Omicron viruses continue to evolve
 - Omicron viruses account for over 98 per cent of the publicly available sequences since February 2022
 - As of March 15, 2023, the WHO variant tracking system will consider Omicron sublineages independently as variants under monitoring (VUMs), VOIs or VOCs to provide the granularity needed to compare new descendent lineages
 - Working definitions of VOCs and VOIs have been updated and are available on the [WHO variant tracking website](#)
 - Changes have been made to better identify additional or new threats



Current Status – COVID-19

durham.ca/covidcases (Data Tracker)



- The Data Tracker is updated on Wednesdays

Current Status – COVID-19 cont'd

Cases Summary

Total Confirmed Cases to date
in Durham Region Residents

74,036

Total Confirmed Cases Ever
Hospitalized for COVID-19

2,181

Total Confirmed Cases Ever in
ICU for COVID-19

419

Total Deceased

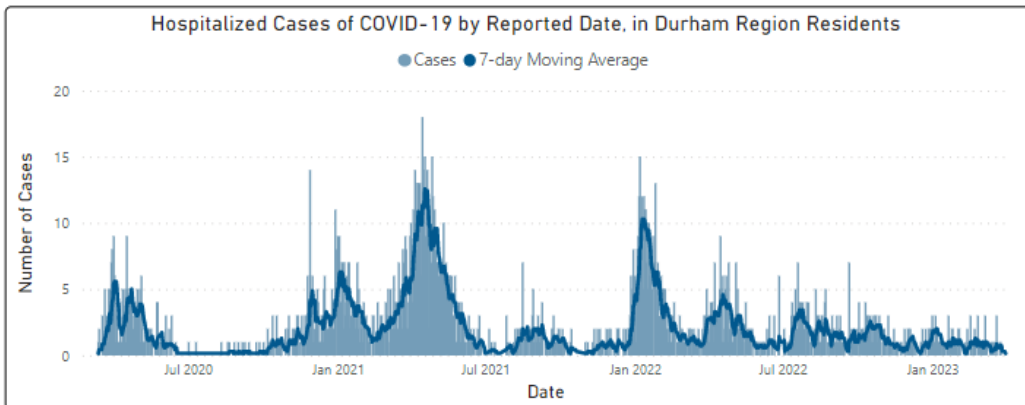
546

Total New Hospitalized
Mar. 26 - Apr. 1, 2023

1

Total Deaths between:
Mar. 26 - Apr. 1, 2023

0



Outbreaks in Long-Term Care Homes, Retirement Homes, and Hospitals

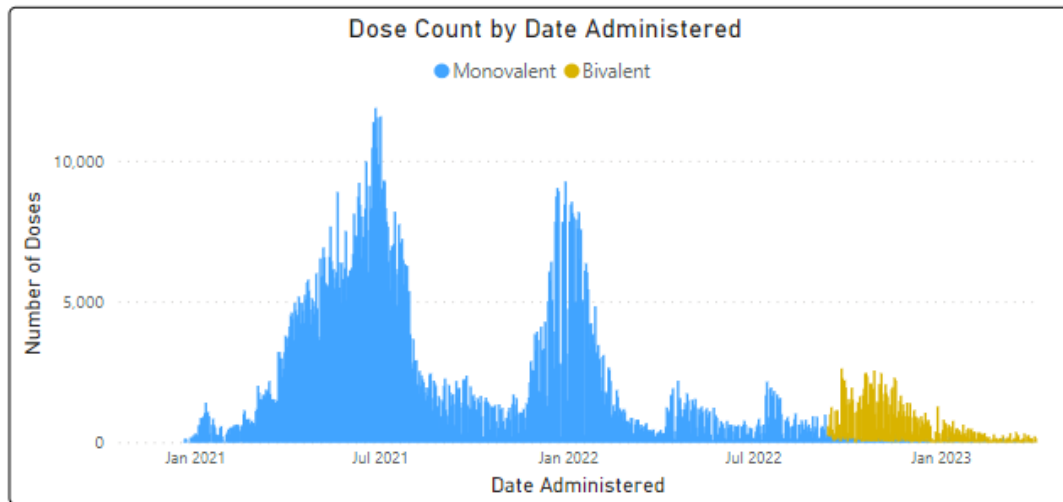
Total Outbreaks Ongoing

3

- The Data Tracker reports the number of Durham Region residents who have been hospitalized (or that have had their hospital stay extended) because of COVID-19
- A confirmed outbreak in long-term care homes and retirement homes is two or more residents with a common epidemiological link each with a positive COVID-19 test result, within a 7 day period (visitors and staff are not included in the outbreak definition)

COVID-19 Vaccination Administration

Total Doses Administered as of April 4, 2023 1,697,235	Total Doses Administered in Community and Hospital Clinics 1,120,823	Total Doses Administered in Pop-Up Clinics 59,347	Total Doses Administered in Mobile Clinics 41,708
Total Doses Administered in Pharmacies 391,130	Total Doses Administered in Primary Care 62,780	Total Doses Administered in Provincial Clinics 19,808	Total Doses Administered in Workplace Clinics 1,639



durham.ca/vaccinetracker

Page 43 of 56



COVID-19 Vaccination Coverage

Use the municipality and age group filters to show vaccine coverage for different groups.

- To select multiple groups, use Ctrl + click.
- Click on a selection again to clear it or click the eraser on the top right to clear all selections.
- Move your cursor away to see your selections.

Municipality

Ajax	Oshawa	Uxbridge
Brock	Pickering	Whitby
Clarington	Scugog	

Age Group

00-04	30-39	70-79
05-11	40-49	80+
12-17	50-59	
18-29	60-69	

Percentage Initiating Primary Series

83.3%

Percentage Completing Primary Series

79.6%

Percentage Completing Primary Series & Any Booster

46.9%

Percentage Completing Primary Series & Bivalent Booster

18.1%

Percentage Receiving Any Vaccine Dose Within Past 6 Months

16.7%



Wastewater Surveillance

- As of April 1, 2023, the number of sampling sites have been reduced from seven to two sites
- The Ministry of Environment, Conservation and Parks (MECP) is responsible for managing and funding Ontario's Wastewater Surveillance Initiative
- Following a comprehensive review and consultations with public health units (PHUs), MECP launched a new network of sampling sites
- Changes were made to represent each PHU area and focus resources on sites that provide results with the least amount of duplication
- An additional site has been identified for emergency sampling, if needed

COVID-19 Wastewater Trends in Durham Region

Sampling Site	Municipality	Signal Strength	Trend
Corbett	Whitby	Medium	Increasing
Darlington	Clarington	Medium	Stable

Sampling sites are colour-coded based on the strength and trend in COVID-19 viral signal in wastewater over the past 14 days. Signal strength and trend calculations are based on data from at least three samples. "No Recent Data" refers to when there were fewer than three samples collected over the past 14 days. "Not Detected" refers to when all samples collected during this time were below the limit of detection.

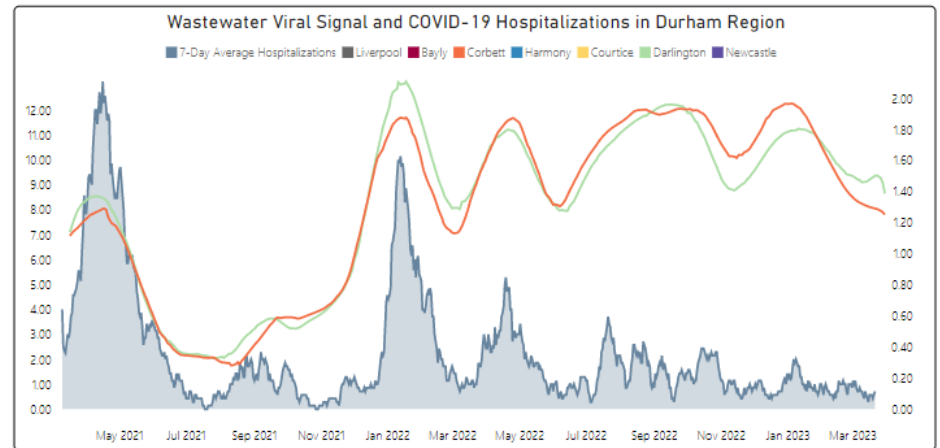
Viral signal strength is categorized as High, Medium or Low based on seasonal historical data of COVID-19 concentrations in wastewater. The trend is based on a linear regression and assesses if COVID-19 concentrations are significantly increasing, decreasing or are stable.

Number of Samples Collected in Past 14 Days
5

Number of Samples with Positive Detections in Past 14 Days
5

The number of samples reflect the total number collected across all 7 sites over the past 14 days. The number with positive detections reflect the total number of samples where COVID-19 virus was detected.

For this graph, the 7-day moving average of new hospitalizations for COVID-19 in Durham Region residents is plotted on the y-axis on the left. Statistically smoothed wastewater COVID-19 viral signal (gene copies/mL on log₁₀ scale) for each sampling site is plotted on the y-axis on the right.





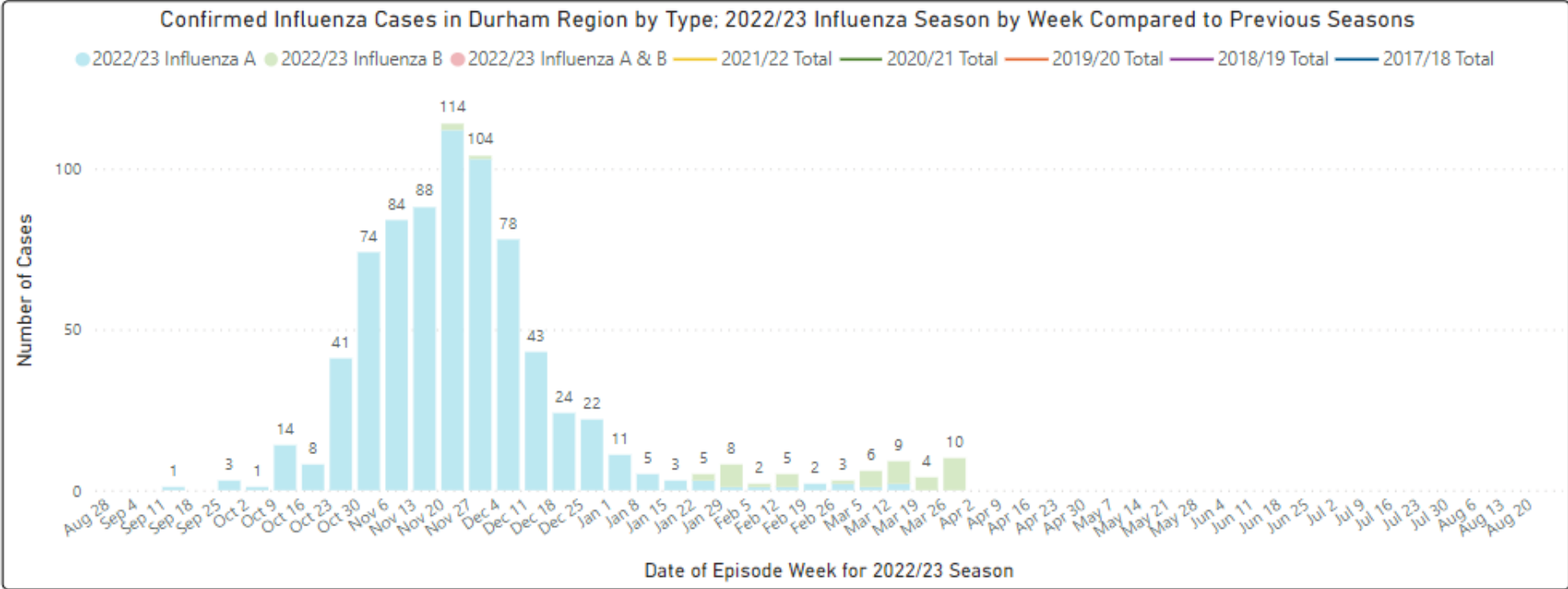
Guidance for Cases & Contacts

- Stay home when sick
- Individuals that have COVID-19 symptoms or are positive for COVID-19 advised to:
 - Stay home until symptoms have been improving for 24 hours (or 48 hours for gastrointestinal symptoms) and no fever is present
 - For 10 days after symptom onset or specimen collection, wear a mask in public settings, avoid visiting anyone at higher risk of illness and avoid non-essential visits to high-risk settings such as hospitals and long-term care homes
- Asymptomatic positive cases do not need to self-isolate
 - Advised to wear a mask in public settings for 10 days after specimen collection
- Household and non-household close contacts should
 - Self-monitor for symptoms and self-isolate immediately if symptoms develop
 - Wear a well-fitted mask in all public settings for 10 days after the last exposure to the positive case
- Visit durham.ca/covidinfohub for more information



Current Status – Flu

durham.ca/flucases (Flu Tracker)



- The Flu Tracker is updated on Wednesdays





Current Status – Flu cont'd

Overall Assessment of Influenza Activity for Week of Mar 26 to Apr 01, 2023

Moderate

The overall influenza assessment categories are:

Low: 5 or fewer laboratory confirmed cases and no influenza outbreaks

Moderate: 6-12 laboratory confirmed cases or 1 influenza outbreak

High: More than 12 laboratory confirmed cases or 2 or more influenza outbreaks.

Current Status of Cases (2022/2023)

Total Confirmed Cases of Influenza in Durham Region Residents

772

Influenza A

728

Influenza B

44

Influenza A & B

0

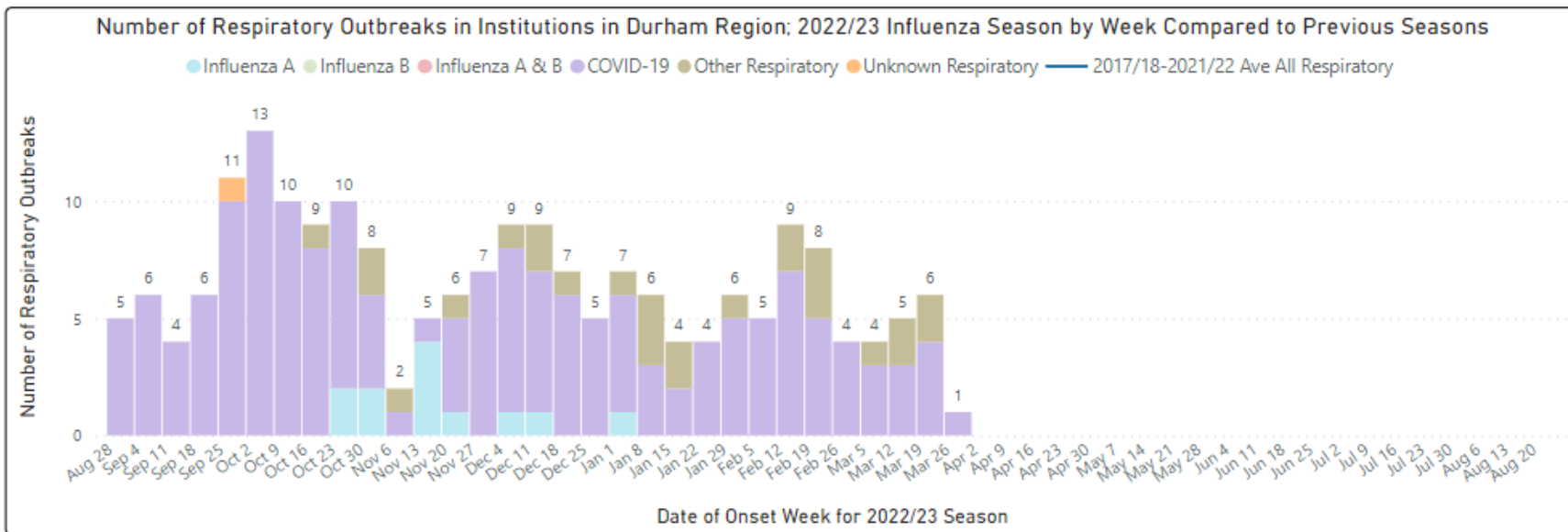
Number of Confirmed Cases by Episode Date

	Mar 26	Mar 27	Mar 28	Mar 29	Mar 30	Mar 31	Apr 1
Influenza A	0	0	0	0	0	0	0
Influenza A & B	0	0	0	0	0	0	0
Influenza B	1	1	4	4	0	0	0
Total Cases	1	1	4	4	0	0	0

Current Status – Respiratory Outbreaks

Outbreaks in Long-Term Care Homes, Retirement Homes, and Hospitals

<p>Total Respiratory Outbreaks in Institutions (2022/23)</p> <p>201</p>	<p>Influenza A</p> <p>12</p>	<p>Influenza B</p> <p>0</p>	<p>Influenza A & B</p> <p>0</p>	<p>COVID-19</p> <p>162</p>
--	-------------------------------------	------------------------------------	--	-----------------------------------



Child Care & School Absenteeism

Overall Absenteeism for Week of Mar 26 to Apr 01, 2023

Child Care Centre Absenteeism

6.7%

Elementary School Absenteeism

4.8%

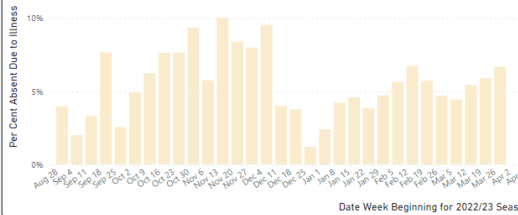
Secondary School Absenteeism

3.6%

Child Care Centres

Child Absenteeism Due to Illness in Durham Region Child Care Centres; 2022/23 Influenza Season by Week Compared to Previous Seasons

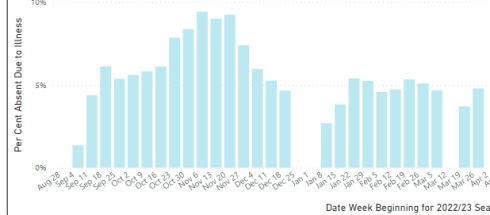
2022/23 Average 2017/18 to 2021/22 Durham Region (2022/23)



Elementary Schools

Absenteeism Due to Illness in Durham Region Elementary Schools; 2022/23 Influenza Season by Week Compared to Previous Seasons

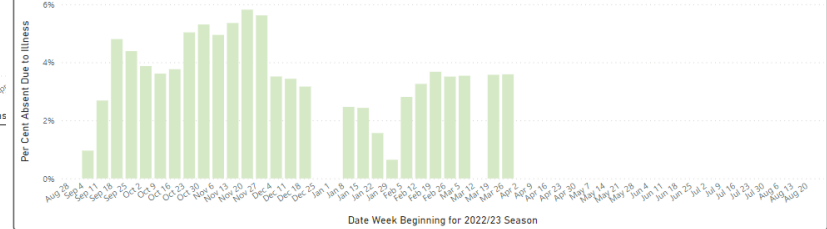
2022/23 Average 2017/18 to 2021/22 Durham Region (2022/23)



Secondary Schools

Absenteeism Due to Illness in Durham Region Secondary Schools; 2022/23 Influenza Season by Week

2022/23 2021/22 Durham Region (2022/23)





Current Masking Requirements

- All Ontarians are advised to wear a tight-fitting, well constructed mask in crowded indoor public spaces, especially those at higher risk of severe infection
- Individuals with symptoms, positive cases, and close contacts of positive cases are advised to wear a mask in public settings for 10 days after symptom onset, positive test result or exposure to positive case
- Masks are required in long-term care and retirement homes in common areas; masks may be removed in an individual's room during a visit, provided no other person (e.g., staff, PSW, etc.) is present
- Organizations may implement their own masking policies
- Updated information available at durham.ca/masks



Current COVID-19 & Flu Vaccine Plans

- All residents six months and older are eligible to be vaccinated against COVID-19
 - Community immunization clinic (CIC) calendar available at durham.ca/covidvaccines
 - Residents can book an appointment at durham.ca/vaccineappointment
- All residents five years of age and older can book an appointment for the COVID-19 bivalent booster
- The Provincial Spring 2023 COVID-19 Vaccine Campaign will be launched on April 6, 2023
 - An additional booster dose is recommended for individuals at high risk for severe outcomes at a 6-month interval
 - Until release of the Provincial guidance, public health units and health care providers can refer to the [National Advisory Committee on Immunization's \(NACI's\) guidance on an additional COVID-19 booster dose in the spring of 2023](#)



Current COVID-19 & Flu Vaccine Plans

- Clinics are available at the Pickering CIC and Whitby Clinic throughout April and are being planned for the coming months
- Pop-up clinics for COVID-19 vaccines can be requested by eligible agencies and settings by completing an [online request form](#)
- COVID-19 vaccinations continue to be available through local health care providers and pharmacies
- Although flu season is winding down, flu shots remain available through participating health care providers, walk-in clinics and pharmacies
- DRHD offers flu shots for individuals six months to two years old who are unable to access a health care provider
 - Parents/guardians can contact Durham Health Connection Line at 905-668-2020 or 1-800-841-2729 for more information



The Regional Municipality of Durham Report

To: Health and Social Services Committee
From: Commissioner of Social Services
Report: #2023-SS-3
Date: April 6, 2023

Subject:

Supply of Tableware for the Region of Durham's Four (4) Long-Term Care Homes

Recommendation:

That the Health and Social Services Committee recommends to Regional Council:

That a standardized tableware pattern for dishes and cutlery be approved for a five (5) year period at a cost not to exceed \$358,780 for the Region of Durham's four (4) Long-Term Care Homes, with dishes manufactured by Steelite across four (4) Long Term Care Homes and the following manufacturers for cutlery:

- a. Fairview Lodge – Steelite
- b. Lakeview Manor – Oneida
- c. Hillsdale Estates and Hillsdale Terraces – Libbey

Report:

2. Purpose

2.1 The purpose of this report is to provide details and seek approval for the Region of Durham's four (4) Long-Term Care Homes (LTCH) to standardize the pattern for dishes and cutlery for a five (5) year period.

3. Background

3.1 To provide a quality dining service at the Region of Durham's LTCHs, there is a desire to have table settings with matching dishes and cutlery.

3.2 Each year, the LTCHs need to replace broken or damaged dishes and cutlery at a total cost, not to exceed \$358,780, over the next five (5) years to be funded from within the annual Social Services Business Plans and Budget.

4. Justification for Standardization

4.1 The four (4) LTCH have been using Steelite dishes for several years and need to replace broken or damaged dishes on an annual basis.

4.2 The cutlery pattern used at the LTCHs varies across the division but is consistent at the home level.

- a. Fairview Lodge – Steelite
- b. Lakeview Manor – Oneida
- c. Hillsdale Estates and Hillsdale Terraces – Libbey

4.3 At the Region of Durham LTCHs, every effort is made to enhance the dining experience for our residents. One way to do this is to ensure we have table settings with matching dishes and cutlery.

5. Financial Implications

5.1 The Region of Durham's Purchasing By-law #16-2020 allows for the standardization of goods wherever possible and permits the acquisition of goods and services through sole source negotiations under specific circumstances outlined in Appendix C of the By-law. Section 1.1 of Appendix "C" permits negotiations where the goods or services can be supplied only by a particular supplier, to ensure compatibility with existing goods, or to maintain specialized goods that must be maintained by the manufacturer of those goods or its representative.

5.2 Standardizing on a pattern for dishes and cutlery product offering does not preclude a competitive process for acquisition, as there are several vendors who would have the ability to bid. Standardization of the patterns for dishes and cutlery will provide consistency across each of the LTCHs while allowing the supply of goods to be competitively bid.

5.3 Financing for the acquisition of replacement dishes and cutlery will be included in the annual Social Services Business Plans and Budget.

6. Relationship to Strategic Plan

6.1 This report aligns with/addresses the following strategic goals and priorities in the Durham Region Strategic Plan:

- a. Goal 5: Service Excellence – To provide exceptional value to Durham taxpayers through responsive, effective, fiscally sustainable service delivery.

7. Conclusion

- 7.1 It is recommended that approval be granted to standardize the tableware pattern for dishes and cutlery for a five (5) year period at a cost not to exceed \$358,780 for the Region of Durham's four (4) Long-Term Care Homes, with funding to be provided from the annual Social Services Business Plans and Budget.
- 7.2 This report has been reviewed by Finance Department who concurs with the recommendations.

Respectfully submitted,

Original signed by

Stella Danos-Papaconstantinou
Commissioner of Social Services

Recommended for Presentation to Committee

Original signed by

Elaine C. Baxter-Trahair
Chief Administrative Officer