



# Durham Budget

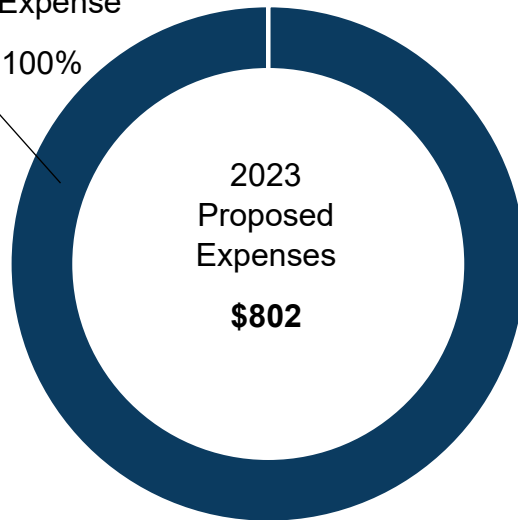
# 2023

# OFFICE OF THE REGIONAL CHAIR

The Regional Chair is the head of Regional Council and Chief Executive Officer of the Regional Corporation. This position is selected via direct election, in accordance with the Municipal Elections Act, 1996





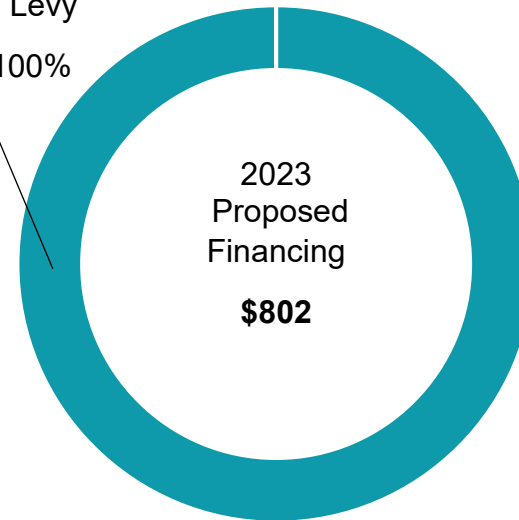
Program Expense

\$802 | 100%



General Levy

\$802 | 100%



Amounts are in \$,000's



## Table of Contents

Major Programs and Services

Strategic Priorities

Key Targets for 2023

Financial Details:      Summary by Account  
                                 Summary by Program  
                                 Summary of Capital

Details of Budget Changes

Staffing Details

Looking Forward

Appendix A:              2023 Office of the Regional Chair Capital Projects

Appendix B:              2023-2032 Office of the Regional Chair Capital Forecast

## Major Programs and Services

### **Regional Chair's Office**

Presides over all meetings of Regional Council and Regional Committee of the Whole, represents the Region on a variety of boards, committees and organizations, and advances the Regional position and perspective with other levels of government and other agencies.

### **Headquarters Shared Costs – Office of the Regional Chair Portion**

The allocated share of costs attributable to Office of the Regional Chair for the operation of Regional Headquarters facility.

## Strategic Priorities

For 2023 some of the key priorities and planned actions focus on:

### **Service Excellence**



Ensure Durham residents and businesses enjoy a high quality of life with quality programs and services that promote environmental sustainability, community vitality, economic prosperity, social investment, and service excellence

## Key Targets for 2023

- Continue serving as a member of all Regional Committees and as Chief Executive Officer of the Durham Region Transit Commission and the Regional Corporation
- Promote Durham Region locally, nationally and internationally – particularly in supporting the local economy
- Provide leadership, information and recommendations to Council in navigating local and broader economic, political and social environments and associated risks and uncertainties facing the Region in the delivery of its programs and services

## Financial Details: Summary by Account (\$,000's)

Provides the gross expenditures and revenues - including both operating and capital - and the resulting net property tax requirement

	2022 Estimated Actuals	2022 Approved Budget	2023 Proposed Budget	Variance	
				\$	%
<b>Expenses</b>					
<b>Operating Expenses</b>					
Personnel Expenses	552	495	606		
Personnel Related	4	64	64		
Communications	6	20	20		
Supplies	3	1	1		
Materials & Services	-	2	2		
Rentals - Tribute Communities Centre Box	14	20	20		
Financial Expenses	1	1	1		
Headquarters Shared Costs	74	74	83		
<b>Gross Operating Expenses</b>	<b>654</b>	<b>677</b>	<b>797</b>	<b>120</b>	<b>17.7%</b>
<b>Capital Expenses</b>					
Replacement	5	5	5		
<b>Capital Expenses Subtotal</b>	<b>5</b>	<b>5</b>	<b>5</b>	<b>-</b>	<b>0.0%</b>
<b>Total Expenses</b>	<b>659</b>	<b>682</b>	<b>802</b>	<b>120</b>	<b>17.6%</b>
<b>Property Tax Requirement Office of the Regional Chair</b>	<b>659</b>	<b>682</b>	<b>802</b>	<b>120</b>	<b>17.6%</b>


## Financial Details: Summary by Program (\$,000's)

Provides the total operating expense, capital expense, subsidy, other revenue and the resulting property tax requirement for each major program and service

	2022 Estimated Actuals	2022 Approved Budgets					2023 Proposed Budgets					Variance		
		Operating Expenses	Gross Capital	Subsidy Funding	Other Funding	Approved Budget	Operating Expenses	Gross Capital	Subsidy Funding	Other Funding	Proposed Budget	\$	%	
<b>Office of the Regional Chair</b>														
1 Regional Chair's Office	585	603	5	-	-	608	714	5	-	-	719	111		
2 Headquarters Shared Cost - Regional Chair's Office Portion	74	74	-	-	-	74	83	-	-	-	83	9		
<b>Office of the Regional Chair Subtotal</b>	<b>659</b>	<b>677</b>	<b>5</b>	<b>-</b>	<b>-</b>	<b>682</b>	<b>797</b>	<b>5</b>	<b>-</b>	<b>-</b>	<b>802</b>	<b>120</b>	<b>17.6%</b>	
<b>Property Tax Requirement Office of the Regional Chair</b>	<b>659</b>	<b>677</b>	<b>5</b>	<b>-</b>	<b>-</b>	<b>682</b>	<b>797</b>	<b>5</b>	<b>-</b>	<b>-</b>	<b>802</b>	<b>120</b>	<b>17.6%</b>	

## Financial Details: Summary of Capital (\$,000's)

Provides a summary of the current year capital budget, nine-year capital forecast and proposed financing summarized by asset type. See Appendices for specific capital projects

 <b>Durham Budget</b>	2023	2022 Approved Budget	2023 Proposed Budget	Forecast					Forecast Total
				2024	2025	2026	2027	2028-2032	
<b>Office of the Regional Chair</b>									
<b>Capital Expenditures</b>									
Information Technology		-	-	8	-	-	8	8	24
Furniture & Fixtures		5	5	5	5	5	5	25	45
<b>Capital Expenditure Subtotal</b>		<b>5</b>	<b>5</b>	<b>13</b>	<b>5</b>	<b>5</b>	<b>13</b>	<b>33</b>	<b>69</b>
<b>Capital Financing</b>									
General Levy		5	5	13	5	5	13	33	69
<b>Capital Financing Subtotal</b>		<b>5</b>	<b>5</b>	<b>13</b>	<b>5</b>	<b>5</b>	<b>13</b>	<b>33</b>	<b>69</b>
<b>Total Capital</b>									
<b>Office of the Regional Chair</b>		<b>5</b>	<b>5</b>	<b>13</b>	<b>5</b>	<b>5</b>	<b>13</b>	<b>33</b>	<b>69</b>

## Details of Budget Changes

	<b>2023 Impact (\$ 000's)</b>
<b>Strategic Investments:</b> Office of the Regional Chair	
New position – details of the 1.0 FTE approved in-year are provided in Staffing Details	102
<b>Strategic Investments:</b> Office of the Regional Chair Subtotal	<b>102</b>
<b>Base Adjustments:</b> Office of the Regional Chair	
Economic Increases	9
Increase in the Office of the Regional Chair's share of costs for the operation and maintenance of Regional Headquarters	9
<b>Base Adjustments:</b> Office of the Regional Chair Subtotal	<b>18</b>
<b>Net Changes:</b> Office of the Regional Chair	<b>120</b>

## Staffing Details

	<b>Full Time Equivalents (FTE's)</b>
<b>Office of the Regional Chair</b>	
<b>2022 Approved Complement</b>	<u>3.0</u>
<b>Positions Approved In-Year</b>	
Administrative Assistant 1 to provide additional support to the Office of the Regional Chair (as per Section 8.1 of the Budget Management Policy)	1.0
<b>Total Positions Approved In-Year</b>	<u>1.0</u>
<b>Office of the Regional Chair Subtotal</b>	<b>4.0</b>
<b>Total Complement: Office of the Regional Chair</b>	<b>4.0</b>

## Looking Forward


Durham Region provides a wide range of programs and services to a growing and increasingly diverse community of residents, businesses and visitors.

The Office of the Regional Chair remains committed to meeting with residents to better understand the issues that matter to them. Working collaboratively with Regional Council, community groups and the Corporation the Office of the Regional Chair is focused on delivering the vision of a better Durham Region: the best place to live, work, play, innovate and invest.



**Appendix A: 2023 Office of the Regional Chair Capital Projects (\$,000's)**

Provides financing details for capital projects proposed in 2023. See Appendix B for the comprehensive 2023 capital budget and 2024-2032 forecast

		Quantity	New / Replacement	2023 Proposed Financing							2023 Proposed Budget	Approved Funding Prior to 2023	Forecast 2024-2032	Total Project to 2032		
				Other	Reserve/ Reserve Funds	Industrial DCs	Institutional DCs	Commercial DCs	Residential DCs	Subsidy /Grant					Debenture	General Levy
<b>Office of the Regional Chair</b>																
<b>Furniture &amp; Fixtures</b>																
	Furniture & Fixtures		Replacement	-	-	-	-	-	-	-	-	5	5	-	45	50
<b>Furniture &amp; Fixtures Subtotal</b>				-	-	-	-	-	-	-	-	<b>5</b>	<b>5</b>	-	<b>45</b>	<b>50</b>
<b>Total Office of the Regional Chair</b>				-	-	-	-	-	-	-	-	<b>5</b>	<b>5</b>	-	<b>45</b>	<b>50</b>

## Appendix B: 2023-2032 Office of the Regional Chair Capital Forecast (\$,000's)

Provides a listing for all projects within the 2023 budget and nine-year capital forecast. See Appendix A for financing details for capital projects proposed in 2023

	2023 Proposed Budget	Forecast					Forecast Total
		2024	2025	2026	2027	2028-2032	
<b>Office of the Regional Chair</b>							
<b>Information Technology</b>							
1 Standard Laptop	-	4	-	-	4	4	12
2 Tablet	-	4	-	-	4	4	12
<b>Information Technology Subtotal</b>	<b>-</b>	<b>8</b>	<b>-</b>	<b>-</b>	<b>8</b>	<b>8</b>	<b>24</b>
<b>Furniture &amp; Fixtures</b>							
3 Furniture & Fixtures	5	5	5	5	5	25	45
<b>Furniture &amp; Fixtures Subtotal</b>	<b>5</b>	<b>5</b>	<b>5</b>	<b>5</b>	<b>5</b>	<b>25</b>	<b>45</b>
<b>Total Office of the Regional Chair</b>	<b>5</b>	<b>13</b>	<b>5</b>	<b>5</b>	<b>13</b>	<b>33</b>	<b>69</b>