

If this information is required in an accessible format, please contact 1-800-372-1102 ext. 2564



# The Regional Municipality of Durham Information Report

---

From: Commissioner of Planning and Economic Development  
Report: #2023-INFO-78  
Date: September 22, 2023

---

**Subject:**

2021 and 2022 Durham Region Film and Television Production Activity

---

**Recommendation:**

Receive for information

---

**Report:**

**1. Purpose**

- 1.1 This report provides a summary of film and television production activity in Durham Region for the 2021 and 2022 calendar years.
- 1.2 The report also offers a review of the growth of this industry since 2012 which includes key local assets impacting the sector.

**2. Background**

- 2.1 Ontario, and specifically the Greater Toronto and Hamilton Area (GTHA), is a center of Canadian film and television production. In Ontario, film and television has grown into a multi-billion-dollar industry. Film and television production is active throughout the province, creating jobs and economic impact for local suppliers, vendors, and talent.
- 2.2 The steady growth of this important sector is a testament to Ontario's robust health and safety protocols, suite of financial incentives, ongoing studio space expansion, diverse talent pool, and its unmatched range of film-friendly locations such as those found in Durham Region.

- 2.3 Due to its proximity within the GTHA, Durham Region plays a key role in all aspects of Ontario's film, television, and digital media industry. Durham's soundstages and film backlot, film industry workforce, supporting service providers, and availability of film location sites make Durham a welcome host for film and television production, as well as pre- and post-production activities.
- 2.4 In the past ten years, the film and television industry in Durham Region has experienced a 290 per cent increase in production value and a 167 per cent growth in production days. Please see Attachment 1 for a yearly breakdown by value, prep/shoot/wrap days, and projects.

### **3. Provincial Statistics 2021 and 2022**

- 3.1 In 2021, Ontario's film and television industry contributed a total of \$2.88 billion to the provincial economy from 394 productions, creating 48,135 high value full-time equivalent direct and spin-off jobs. Filming in Ontario in 2021 demonstrated a strong recovery from 2020 when the industry was impacted by COVID-19 pandemic restrictions.
- 3.2 In 2022, Ontario's film and television industry contributed \$3.15 billion to Ontario's economy from 419 productions, creating 45,891 high-value full-time equivalent direct and spin-off jobs.
- 3.3 In Ontario, there is currently 3.7 million square feet of stage space with an additional 2.6 million square feet scheduled to be completed over the next few years in Toronto and the surrounding areas. This increase of stage space will facilitate the further growth of this industry.

### **4. Durham Region Statistics 2021**

- 4.1 In 2021, the estimated value of film production activity in Durham Region was \$61.3 million generated from 54 projects and 389 days of shooting on location.
- 4.2 Since Durham experiences mostly on-location filming, the pandemic response restrictions from January through May 31, 2021, inhibited film and television activity. 72 per cent of the production occurred between June and November after restrictions were lifted. Please see Attachment 2 for a breakdown by municipality, production value, days, projects, and type.

4.3 In 2021, television series, documentaries and commercials accounted for 83.5 per cent of the total number of productions in Durham Region. Additional types of production included are feature films, television movies, short films, and a music video.

4.4 Notable productions that were filmed in Durham in 2021 include:

- a. Feature films/Television Movies: Chroma, Luckiest Girl Alive, Midnight at the Paradise, Un-Happy Christmas Wish, and Women Talking.
- b. Television series: 12 After Midnight, Before Grace, Coroner, Culprits, Dan Brown's The Lost Symbol, Jack Reacher, Locke & Key, Murdoch Mysteries, Pretty Hard Cases, See, Star Trek: Strange New Worlds, Station 11, The Boys, The Marsh King's Daughter, Umbrella Academy, VICAP, What We Do In The Shadows, and Y: The Last Man.
- c. Commercials: CAA, Chevrolet, Credit Karma, Downy, Esso, Go Daddy, Hyundai, JELD-WEN, KIA, Kyleena, Made Good, Sway Vodka, and Toyota.

4.5 Major domestic and foreign production studios and distribution companies that brought these projects to Durham are Amazon, Apple TV, Blue Ant, CBC, CBS, Disney, Netflix, Paramount, Shaftesbury, Sinking Ship and Spy Films.

## **5. Durham Region Statistics 2022**

5.1 In 2022, the estimated value of film production activity in Durham Region was \$77 million generated from 74 projects and 598 days of shooting on location. Please see Attachment 3 for a breakdown by municipality, production value, days, projects, and type.

5.2 In 2022, feature films, television movies, television series, and commercials accounted for 83 per cent of the total number of productions in Durham Region. Additional types of production included are documentaries, feature films, short films, and a music video.

5.3 Notable productions that were filmed in Durham in 2022 include:

- a. Feature films/Television Movies: The Art of Christmas, Domino, Flint Strong, Project Blue, Queen of Bones, Sappy Holiday and The Dead Don't Hurt.
- b. Television series: Accused, Cowboy Wars, Fubar, Gut Job, Gray, Hoarders House Flippers, In The Dark, Indeed, Jack Reacher, PB Squad, Repossessed, Robyn Hood, Sort Of, The Boys, The Handmaid's Tale, The Way Home, and Titans.

- c. Commercials: Canadian Tire, CIBC, Domino's Pizza, General Motors, HSBC, Hyundai, Kia, Miller Lite, ReMax, Rogers, Sobeys, Subaru, and Tide.

5.4 Major domestic and foreign production studios and distribution companies that brought these projects to Durham are A&E, Amazon, American Analog, CBC, CBS, Corus, Fox Searchlight, Gilead 5 Productions, Good Soldier Films, Hallmark Channel, HBO Max, HGTV, Hulu, MGM, Netflix, Screen Gems Canada, The CW, The History Channel, Vice TV, and Warner Bros.

## **6. Factors Impacting Continued Film and Television Industry Growth in Durham**

6.1 In 2022, a notable change was made to the Ontario Production Services Tax Credit (OPSTC) where location expenditures are now eligible for OPSTC, up to 5% of the production's qualifying expenditures. Since most of the production activity in Durham is on location filming, this is a further incentive for producers to film in the region.

6.2 Demand for studio space is high in the GTHA. Recent industry investments in Durham Region, such as the William F White Backlot and TriBro Sandy Beach Studios will enhance the attractiveness of Durham Region as a desired filming location, furthering the growth and prosperity of the industry and increasing the overall economic contribution of the industry to the region.

## **7. Relationship to Strategic Plan**

7.1 This report aligns with/addresses Goal 3, Economic Prosperity in the Durham Region Strategic Plan: To build a strong and resilient economy that maximizes opportunities for business and employment growth, innovation, and partnership.

- a. Priority 3.1 - Position Durham Region as the location of choice for business
- b. Priority 3.2 - Leverage Durham's prime geography, social infrastructure, and strong partnerships to foster economic growth

## **8. Conclusion**

8.1 Durham's filming locations, talented workforce, and industry support services continues to create strong demand from the film and television industry. As a result, it is expected that Durham's film and television industry will continue to grow significantly alongside overall growth in the Province of Ontario.

8.2 Economic Development and Tourism Division staff will continue to undertake various initiatives to support the growth of the film and television industry in Durham Region.

**9. Attachments**

Attachment #1: 2012-2022 Durham Region Film and Television Sector Growth

Attachment #2: 2021 Durham Region Film and Television Production Activity

Attachment #3: 2022 Durham Region Film and Television Production Activity

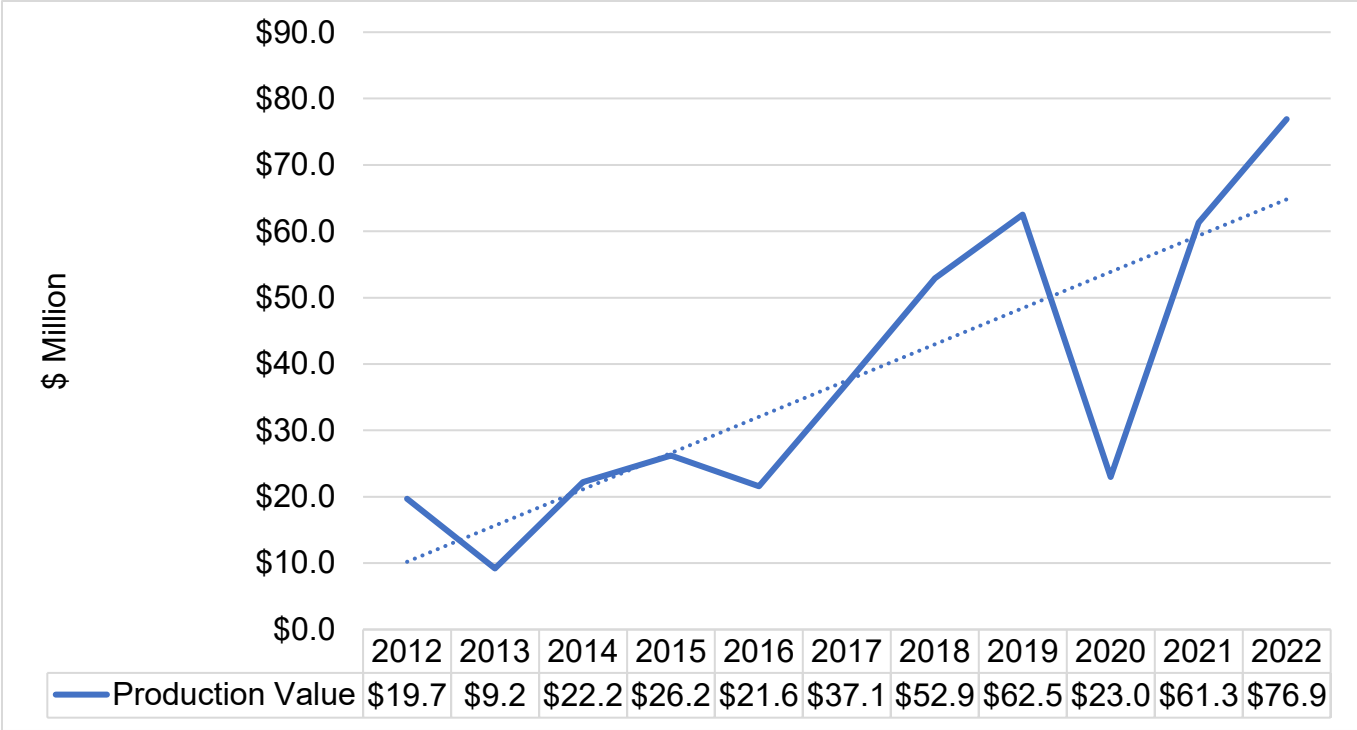
Respectfully submitted,

Original signed by

---

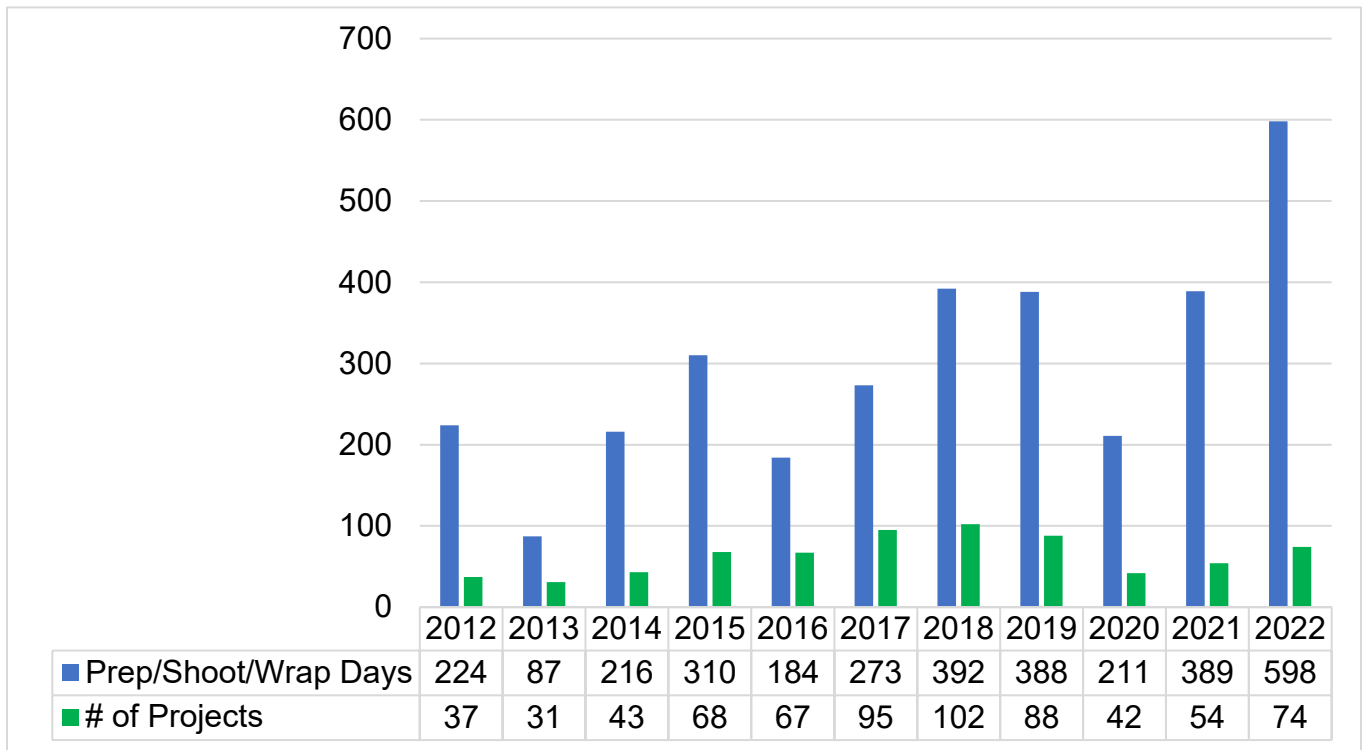
Brian Bridgeman, MCIP, RPP, PLE  
Commissioner of Planning and  
Economic Development

**2012 – 2022 Durham Region Film and Television Sector Growth Film and Television Production Activity Value by Year 2012 to 2022**



Source: Association of Film Commissions International (AFCI) Tracking Production Revenue: Direct Spending for On-location Production chart.

## Film and Television Production Days and Projects by Year 2012 to 2022



Source: Association of Film Commissions International (AFCI) Tracking Production Revenue: Direct Spending for On-location Production chart.

## 2021 Durham Region Film and Television Production Activity

### Production Activity by Municipality

By Permit	Production Value \$	Prep/Shoot/ Wrap Days	# Of Projects
Ajax	1,834,384	15	5
Brock	0	0	0
Clarington	821,500	6	3
Oshawa	8,571,278	62	13
Pickering	31,974,752	177	24
Scugog	6,250,237	46	4
Uxbridge	6,995,750	52	11
Whitby	3,190,000	17	6
Durham Region	1,710,000	14*	14
<b>Total</b>	<b>61,347,902</b>	<b>389</b>	<b>54**</b>

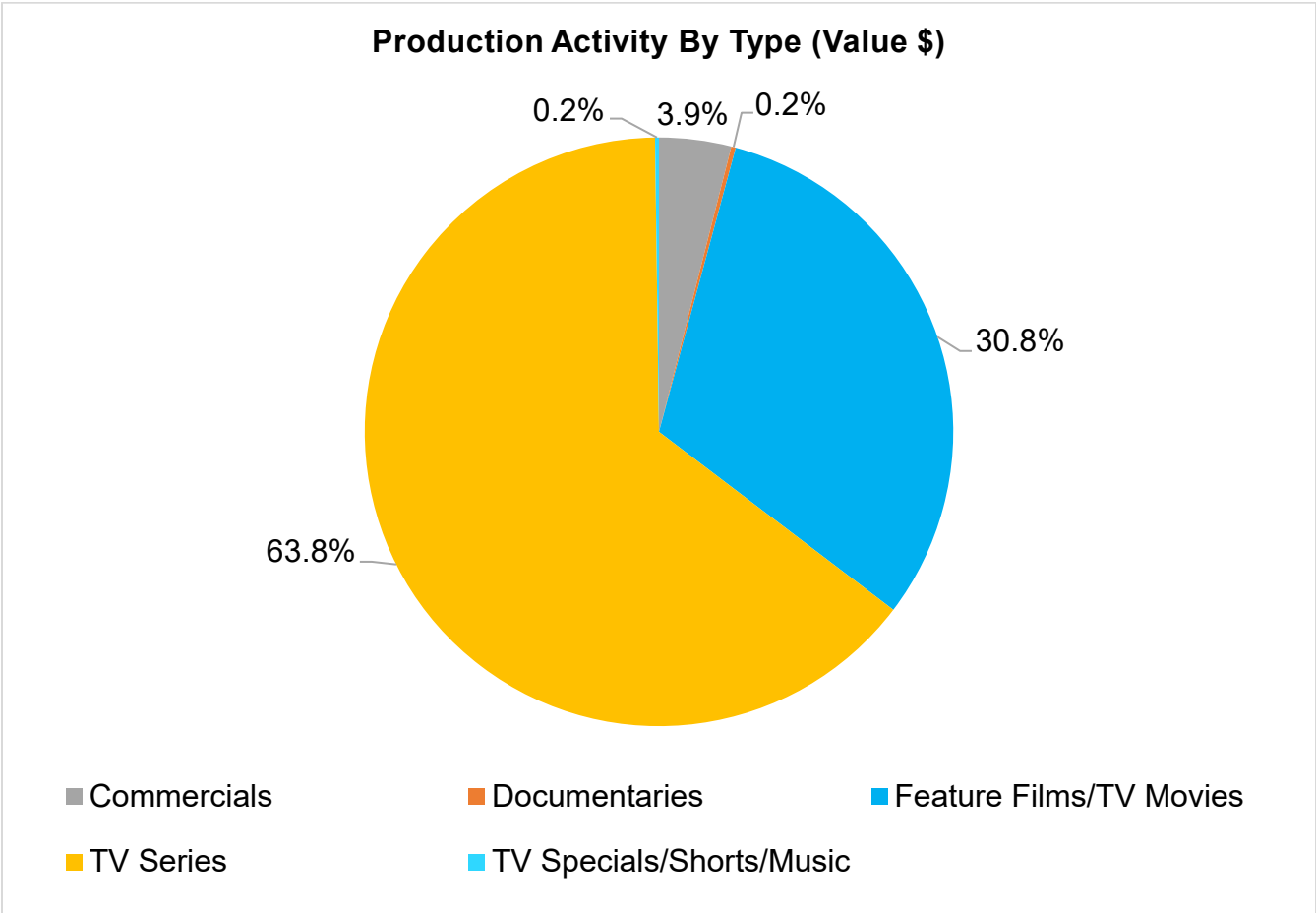
Source: Association of Film Commissions International (AFCI) Tracking Production Revenue: Direct Spending for On-location Production chart.

\* Film permits issued on regional roads

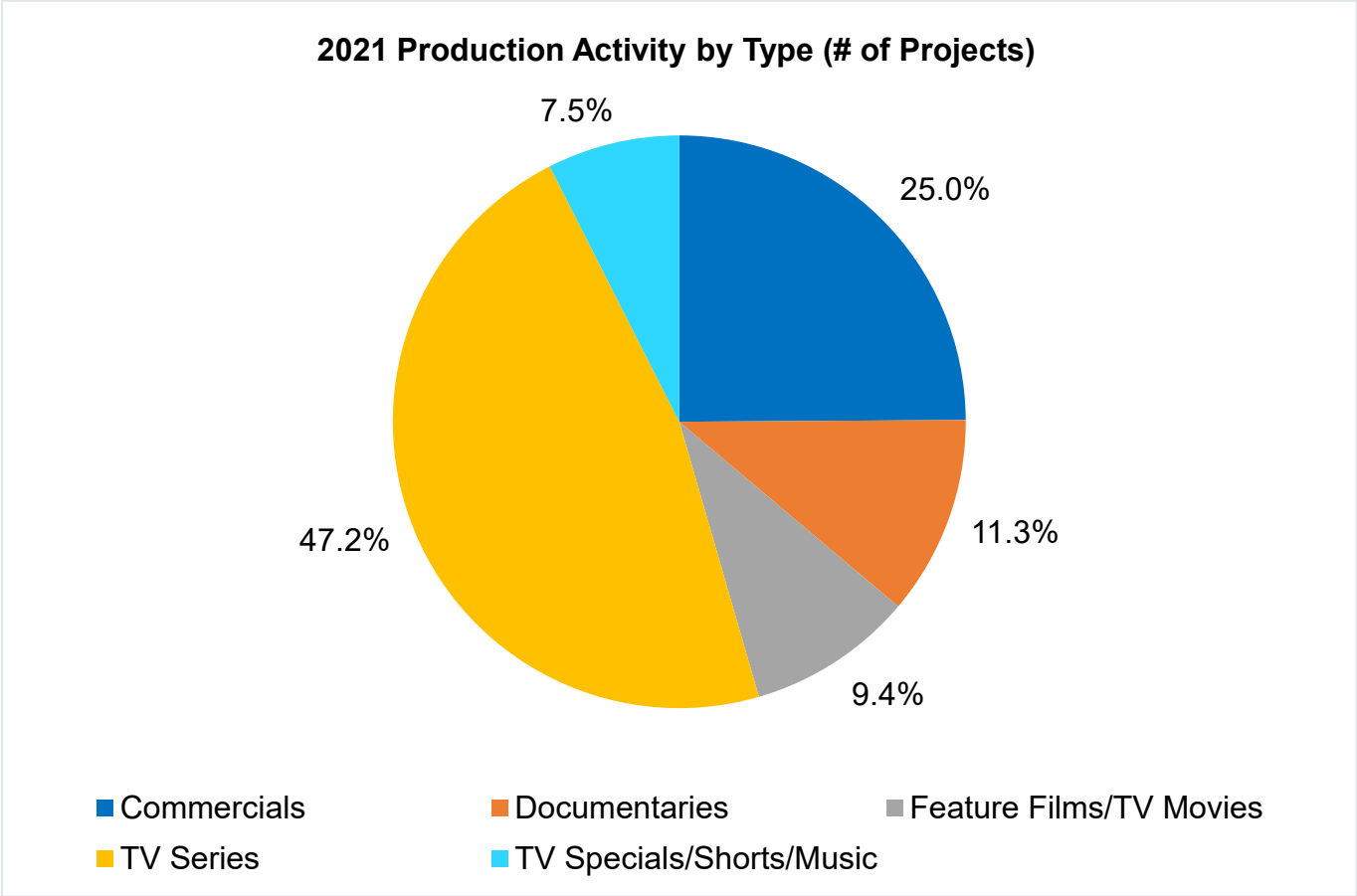
\*\* Total is not sum of above as projects sometimes are shot in several municipalities and regional roads



**2021 Production Activity by Type (Value \$)**



**2021 Production Activity by Type (Number of Projects)**



## 2022 Durham Region Film and Television Production Activity

### Production Activity by Municipality

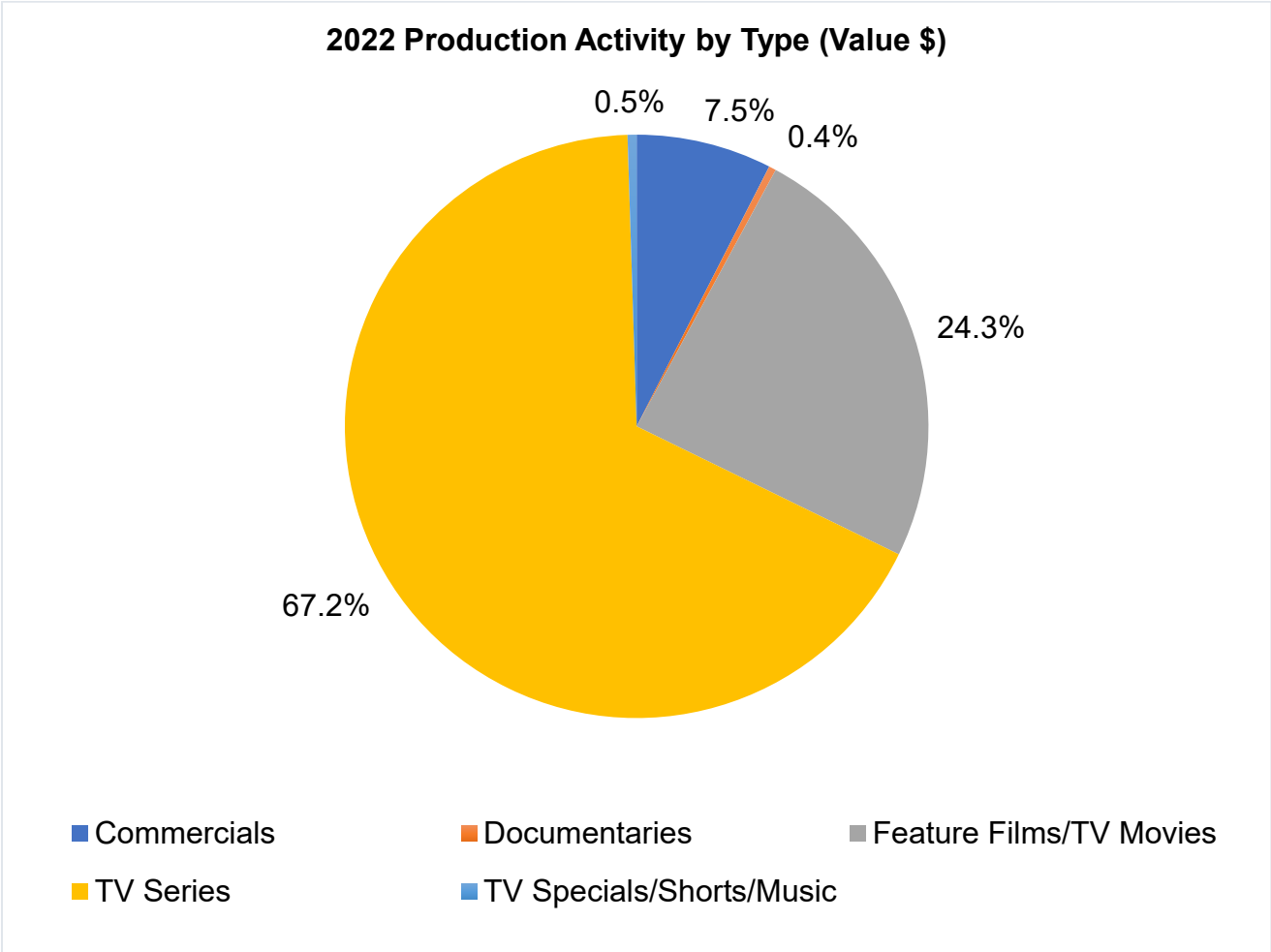
By Permit	Production Value \$	Prep/Shoot/ Wrap Days	# Of Projects
Ajax	\$2,933,730	14	4
Brock	0	0	0
Clarington	\$420,000	3	1
Oshawa	\$20,456,510	114	19
Pickering	\$41,243,481	390	41
Scugog	\$5,887,889	30	8
Uxbridge	3,617,063	25	7
Whitby	\$1,760,343	17	5
Durham Region	\$615,600	5*	6
<b>Total</b>	<b>76,934,615</b>	<b>598</b>	<b>74**</b>

Source: Association of Film Commissions International (AFCI) Tracking Production Revenue: Direct Spending for On-location Production chart.

\* Film permits issued on regional roads

\*\* Total is not sum of above as projects sometimes are shot in several municipalities and regional roads

**2022 Production Activity by Type (Value \$)**



**2022 Production Activity by Type (Number of Projects)**

