



# Regional Council Update

September 27, 2023





 **DURHAM REGIONAL POLICE SERVICE**

 **DURHAM REGIONAL  
POLICE**  
**EAST DIVISION**  
**2046 Maple Grove Road**

**Governance Update: Chair Collier**  
**Operational Update: Chief Moreira**

# Police Services Board

*Chair Shaun Collier*

- **Strategic Plan 2024**
- **Search for new Deputy Chiefs**
- **2024 DRPS Budget**







**Heroes in Life,  
Not Death**



# Organizational Review DRPS: Forward.Together.



A review of the Service to ensure that the Chief's vision, priorities and the Service's Strategic Plan are community-centric and supported by the organization's structure, governance and resources. Including:

- Enhancing Partnerships (Internally & Externally)
- Modernizing DRPS
- Building Trust



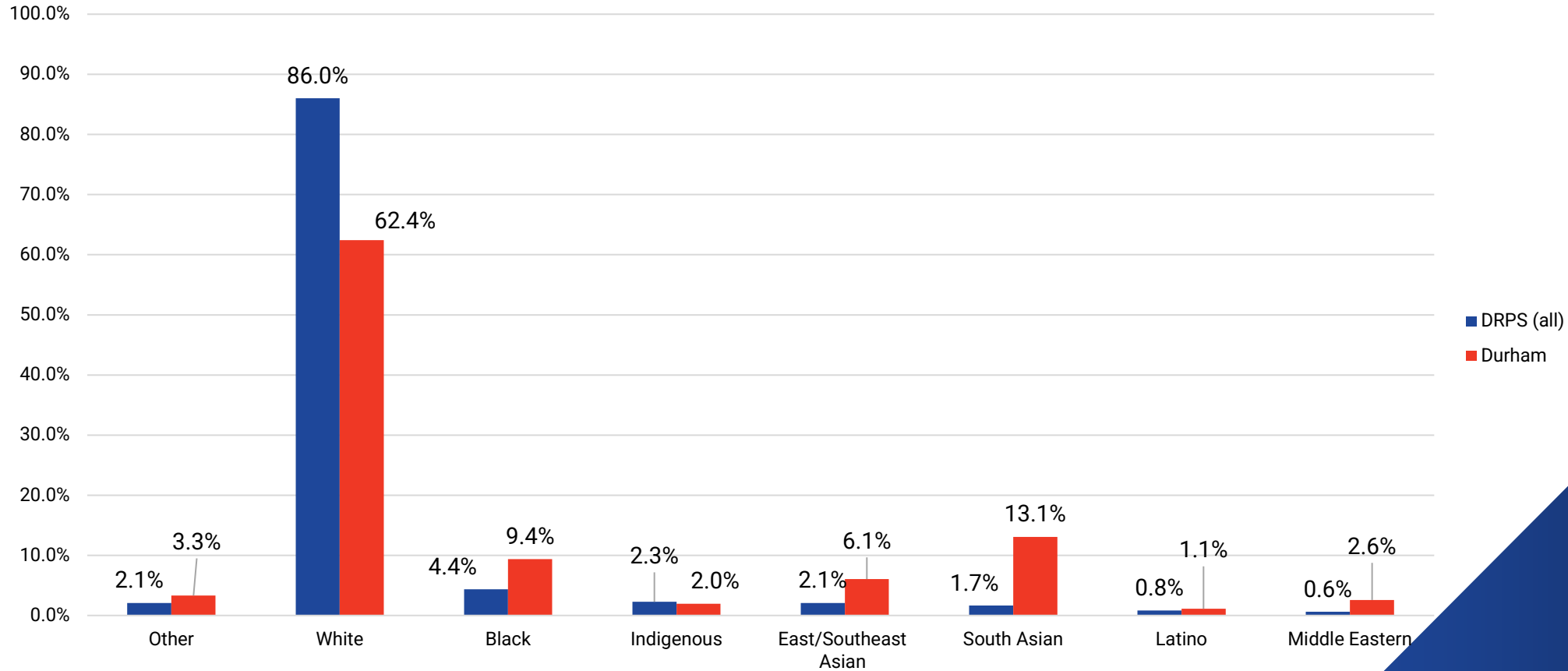
## DRPS: Forward.Together. Timeline



# DRPS Demographic Survey



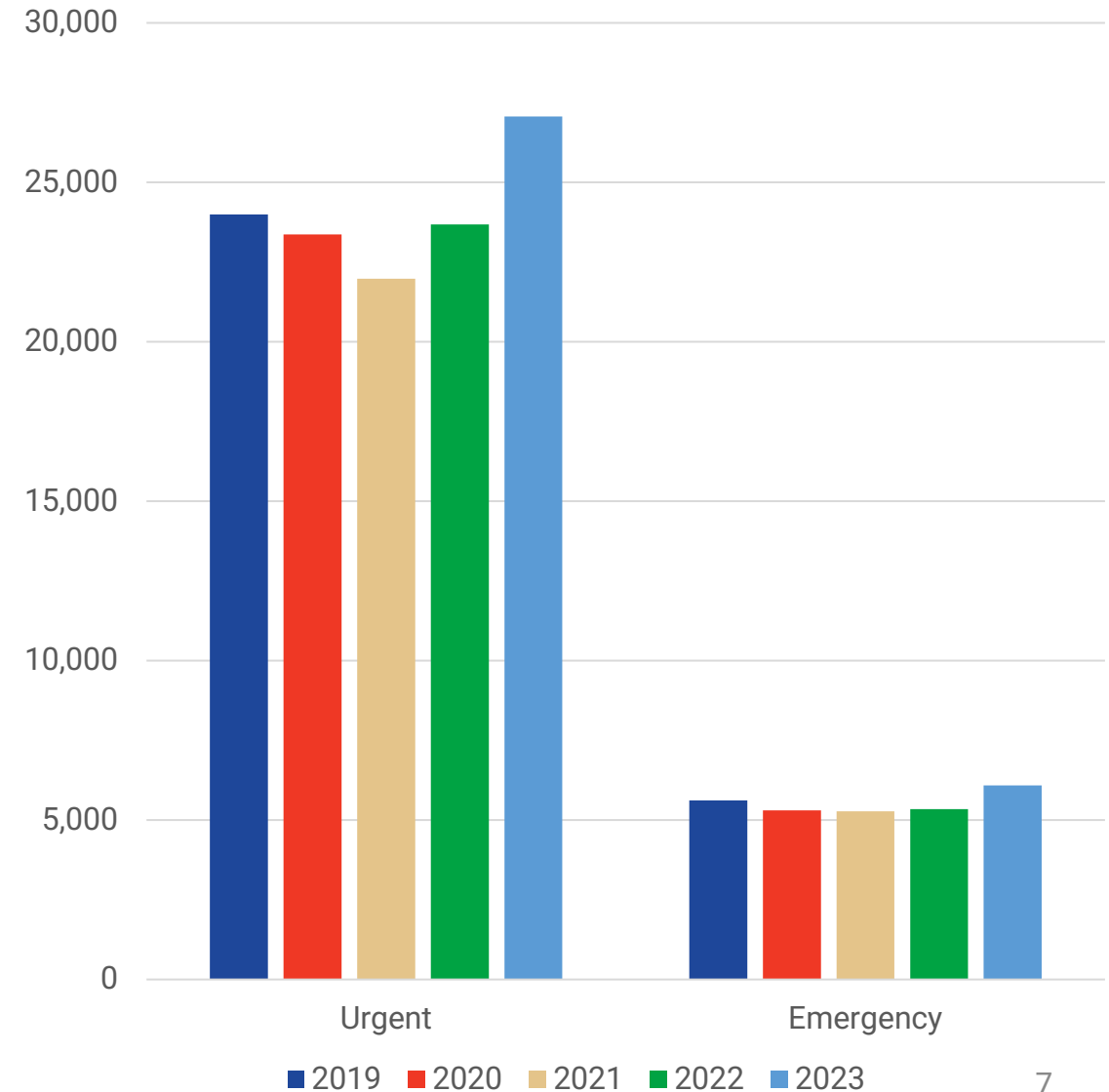
Racial Identity of all DRPS Employees and Durham Residents



## Calls for Service – (Year to Date Aug 31)

# Citizen Calls For Service

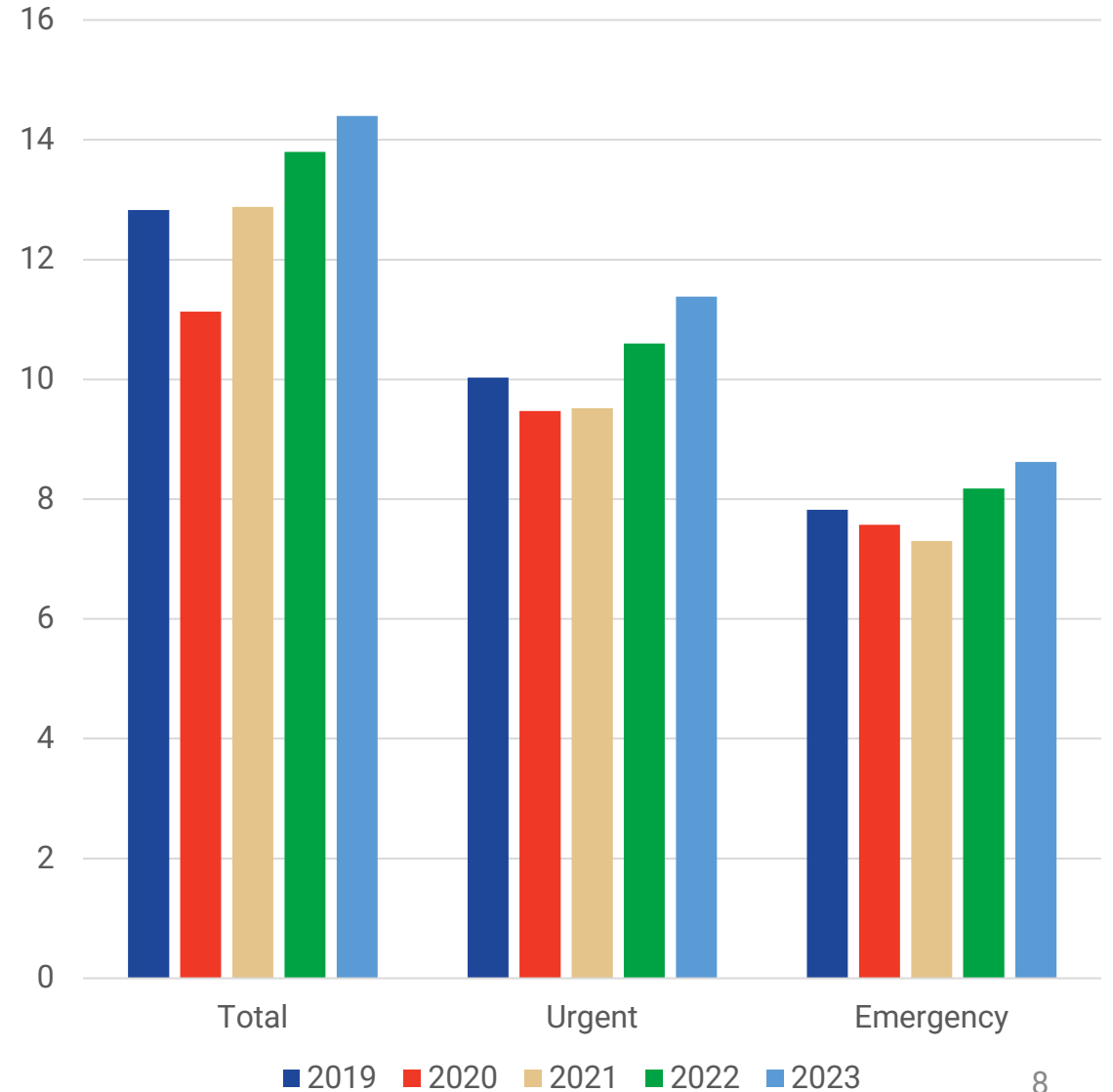
Municipality	# CHECK calls in 2023 YTD	Proportion	CHECK calls per 1,000 population
OSHAWA	3,926	44%	20.9
WHITBY	1,474	16%	9.8
AJAX	1,171	13%	8.6
CLARINGTON	1,011	11%	9.4
PICKERING	805	9%	7.6
SCUGOG	215	2%	9.4
UXBRIDGE	167	2%	7.2
BROCK	166	2%	11.9
Grand Total	8,935	100%	11.9



# Median Response Time

- *Time spent on calls related to breach of conditions increased by 65% over last year*

Median Response time –  
Year to Date (in Minutes)





# Time on Scene and Median Response Times (Municipality)

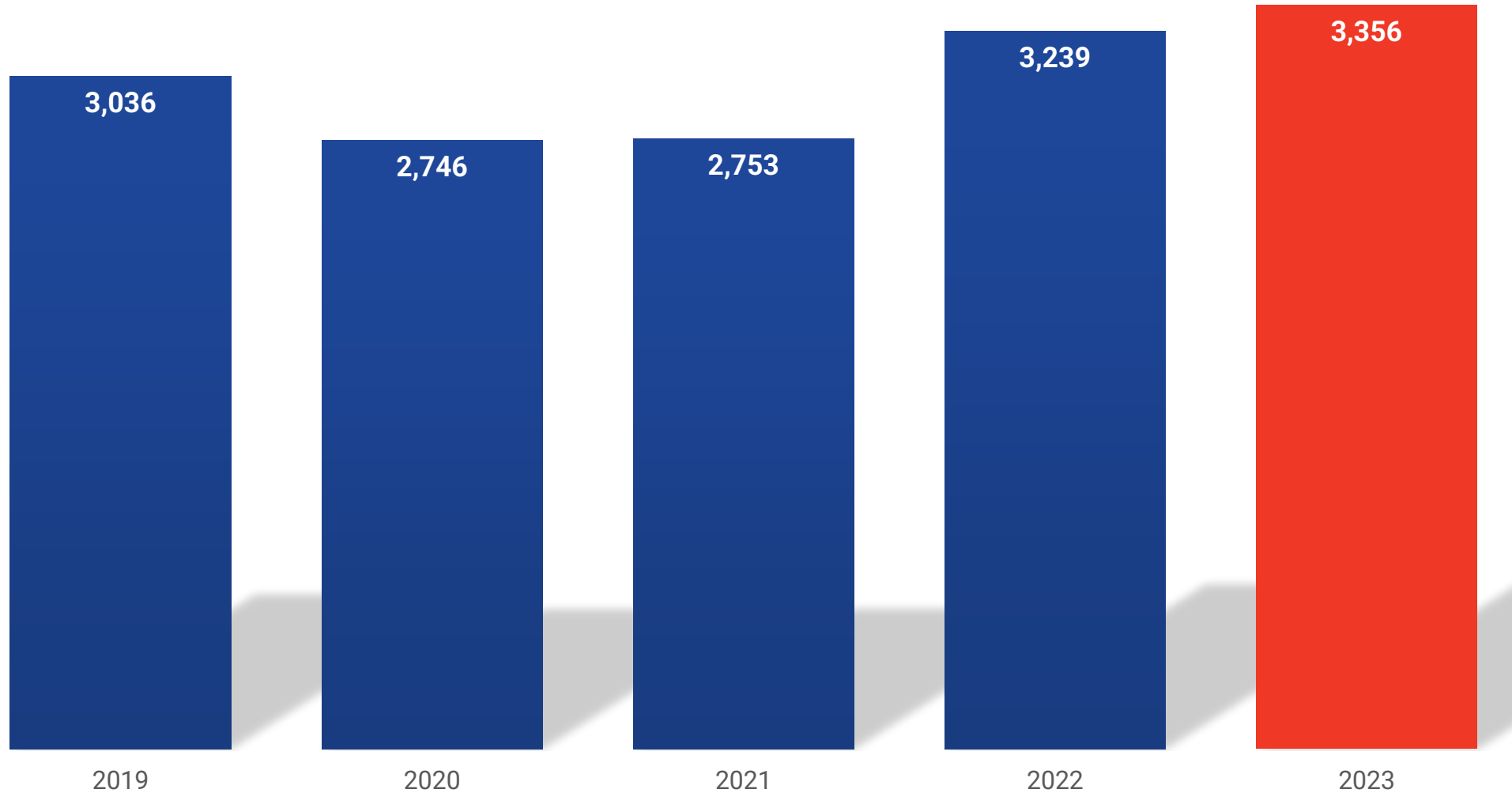
	Number of Calls		Total time on scene (Hrs.)		Time on scene		
	2022	2023	2022	2023	YOY Increase	Compared to 5-yr. Avg.	Increase in hours over 2022
Vehicle Stolen	887	1,150	2,457	3,825	+56%	+73%	+1,368
Breach-Conditions/Probation	440	716	1,362	2,245	+65%	+55%	+883
Theft in Progress	465	745	1,205	1,814	+51%	+50%	+609
Sudden Death	301	326	1,233	1,512	+23%	+119%	+279
Missing Person Found	225	433	340	603	+78%	+67%	+263
<b>TOTAL (all call Types)</b>	<b>75,082</b>	<b>81,468</b>	<b>137,853</b>	<b>148,991</b>	<b>+8%</b>	<b>-2%</b>	<b>+11,137</b>

MEDIAN EMERGENCY RESPONSE TIME BY MUNICIPALITY (MINUTES)						
Municipality	2018	2019	2020	2021	2022	2023
Ajax	7.80	7.77	7.64	7.74	8.23	9.50
Pickering	7.23	7.72	6.92	7.47	8.23	8.98
Clarington	8.30	8.88	8.87	8.32	9.58	10.82
Brock	14.62	16.33	13.57	12.77	13.67	17.15
Scugog	9.58	10.07	9.75	9.88	12.47	12.17
Uxbridge	11.55	10.83	11.84	11.12	12.18	12.43
Oshawa	7.02	7.47	6.89	6.73	7.55	7.45
Whitby	7.87	8.01	7.88	7.57	8.42	8.33

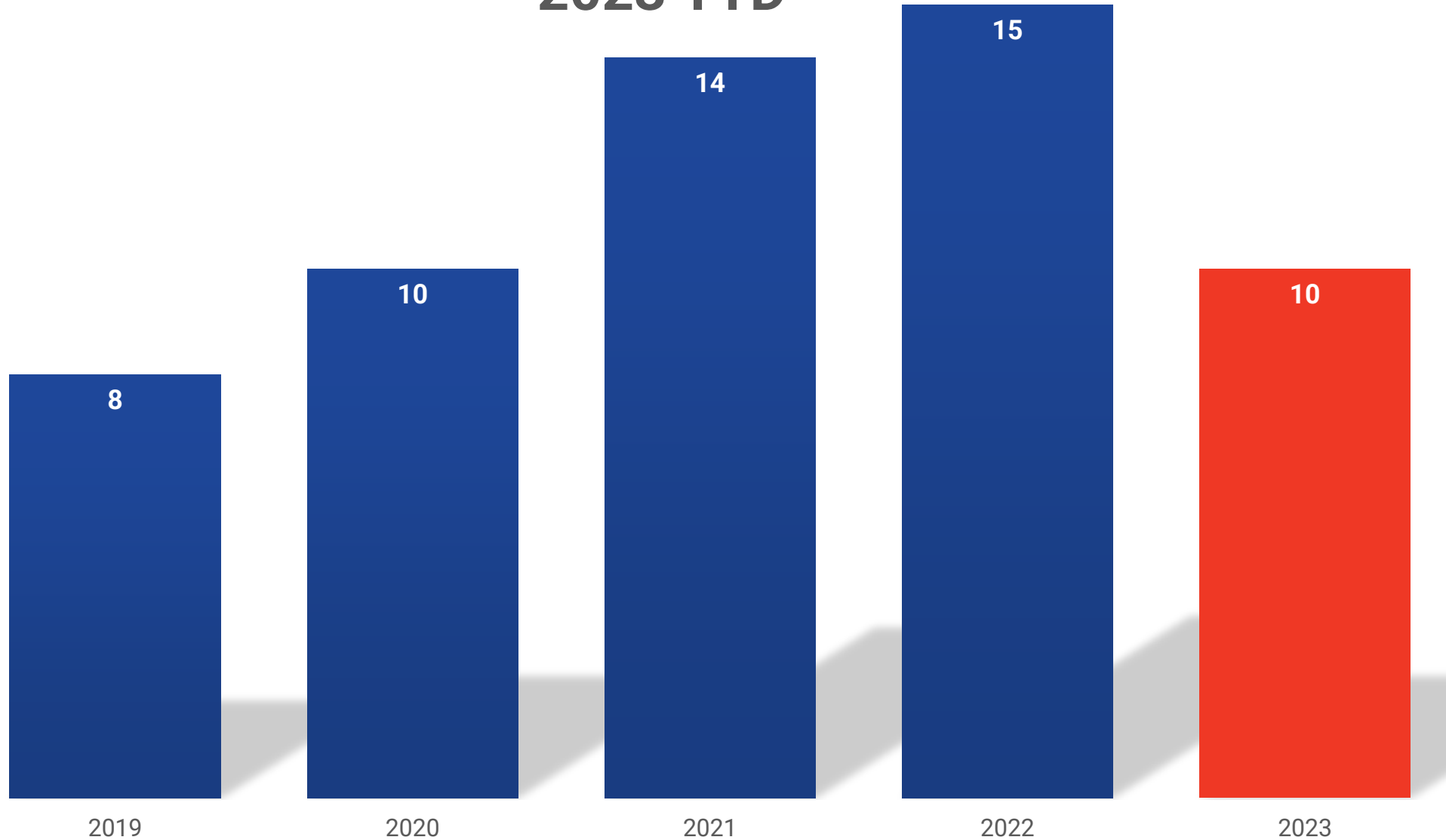
# Violent Crime: Year-to-Date (Aug. 31)



■ 2019 ■ 2020 ■ 2021 ■ 2022 ■ 2023



# Homicide Victims: 2019-2022 full year; 2023 YTD



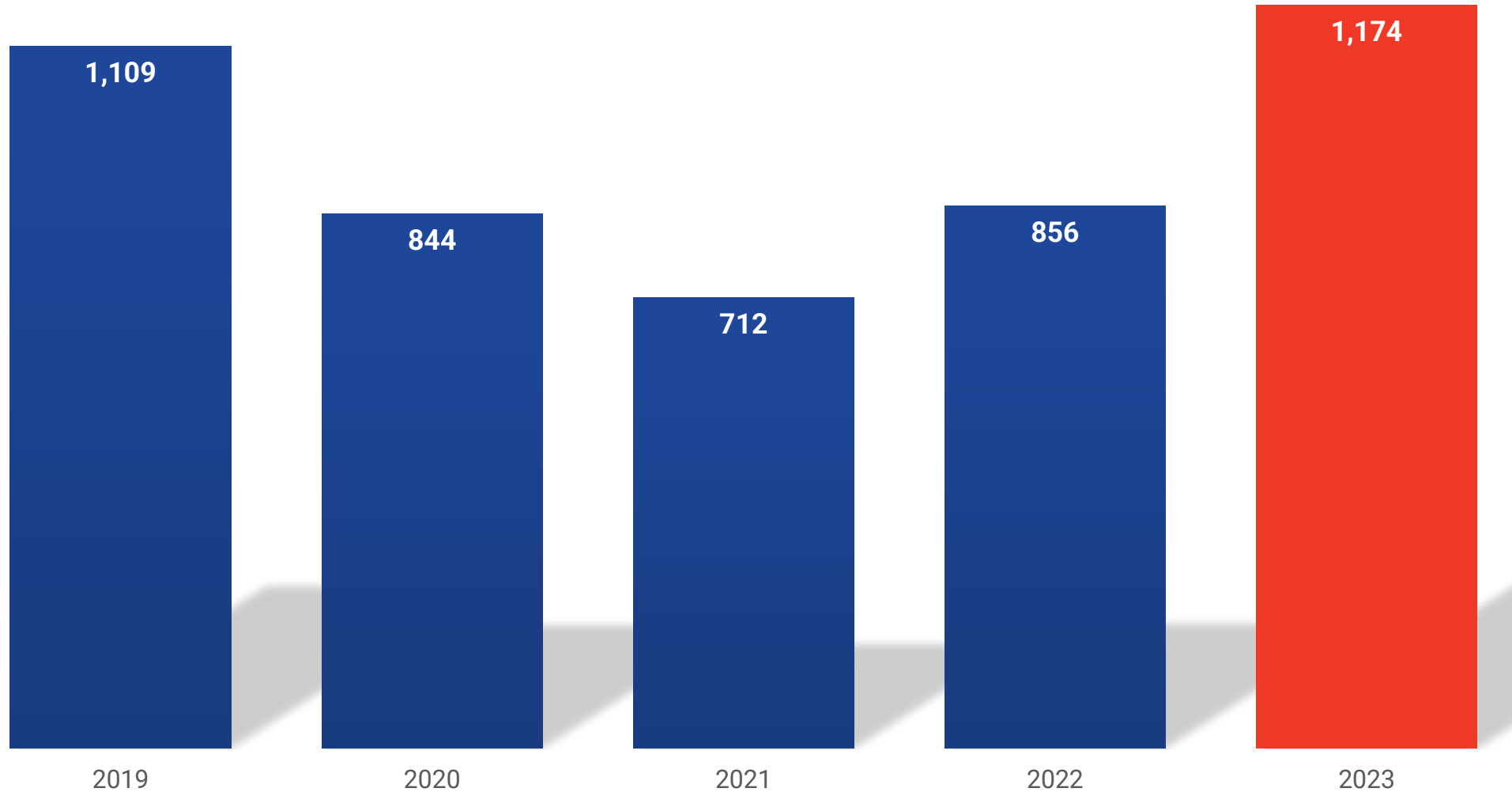


# Missing Persons Reports – YTD

## Aug. 31



■ 2019 ■ 2020 ■ 2021 ■ 2022 ■ 2023



# MEDIA RELEASE

DURHAM REGIONAL POLICE SERVICE



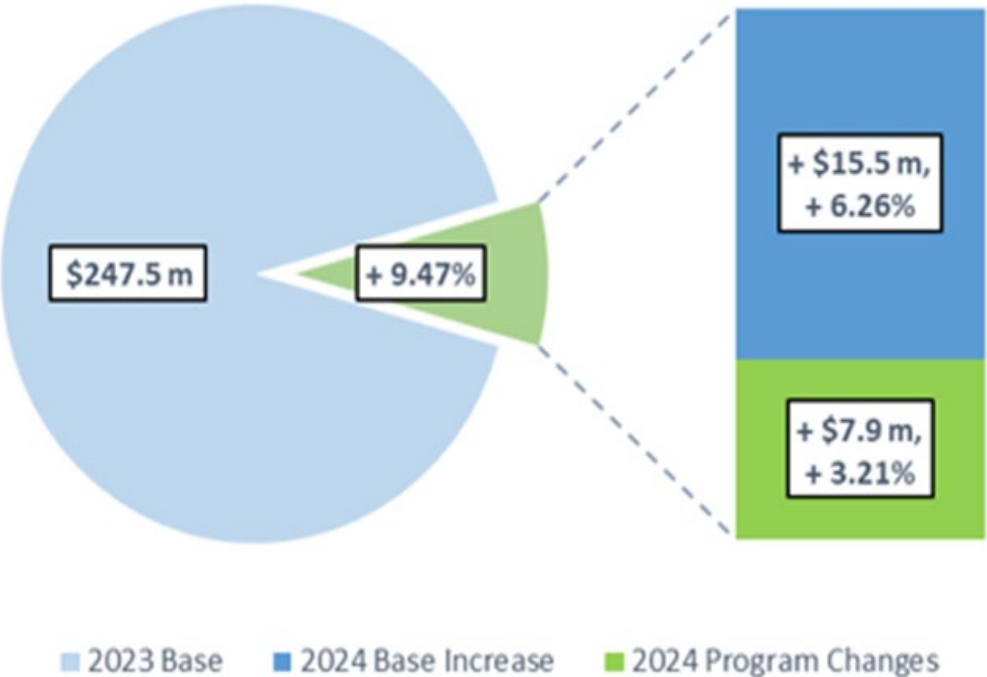
**76** people have been charged with a firearm offence in 2023 (as of Aug.31) and **25%** were breaching conditions when charged



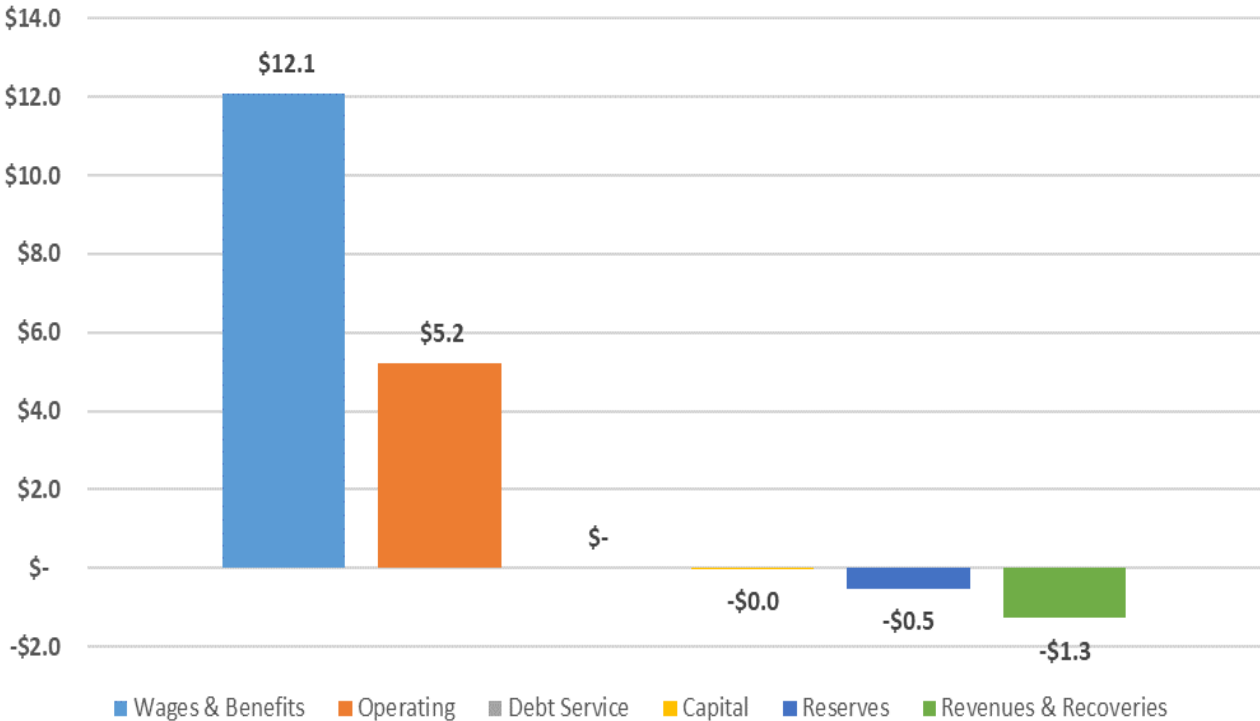
(YTD: Aug. 31)

	2019	2020	2021	2022	2023
<b>Shootings &amp; Firearm Discharge Incidents</b>	17	28	27	23	16
<b>Non Fatal Injury</b>	3	9	7	24	3
<b>Persons Killed</b>	3	0	1	5	4

# DRPS Proposed Budget 2024

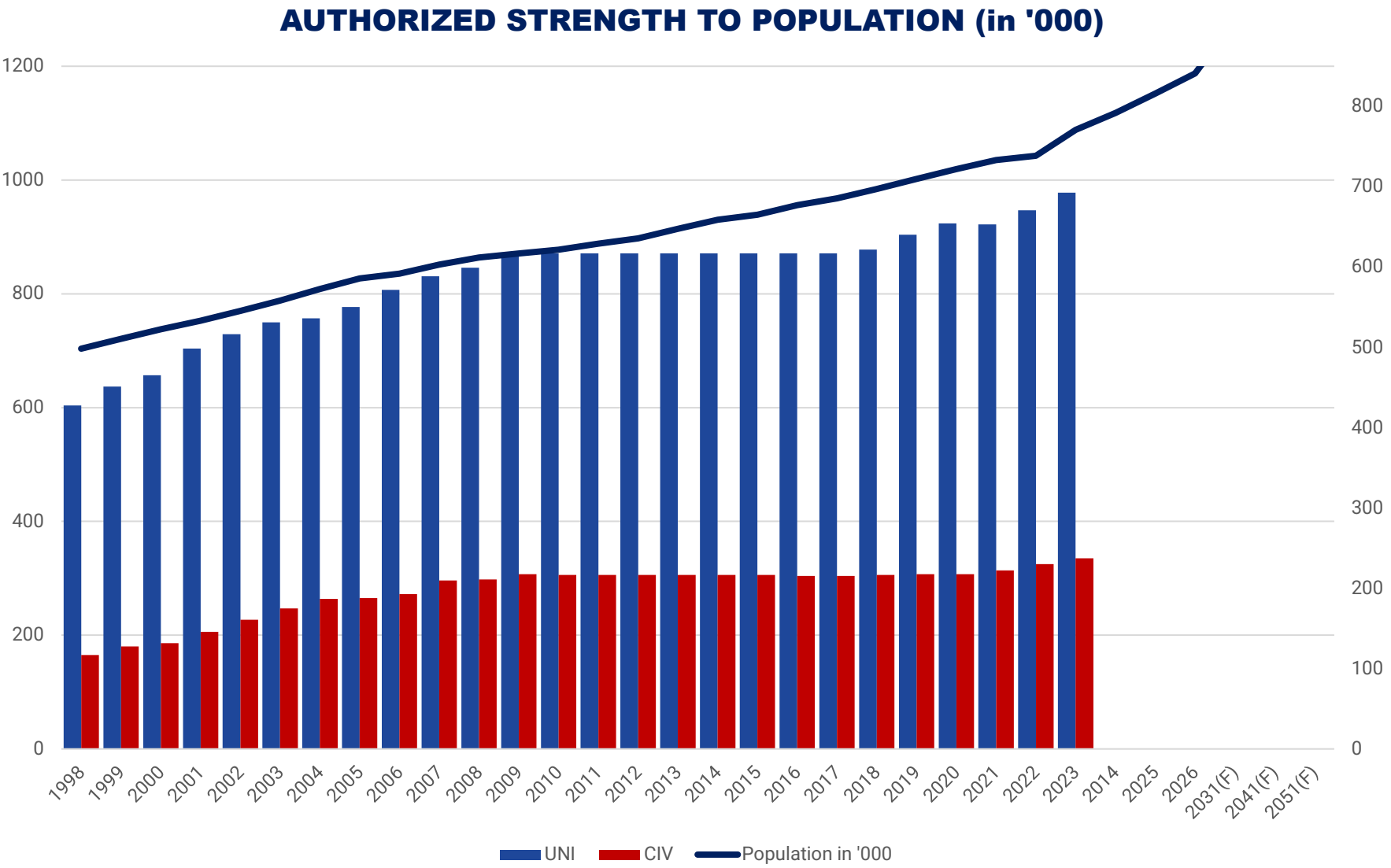


2024 Base Budget Increase by Cost Category (in \$M)





# Projected Authorized Staffing Levels – Uniform and Civilian



# Oshawa development aims to transform industrial site into residential community

Angela Gismondi June 5, 2023



## DDSB needs to build more schools as student population continues to grow

September 18, 2023 | 10:14 am



Whitby mayor says policing is another area we must invest in if Durham is to keep pace with growth

**'Envision Durham' Official Plan approved, highlighted by Pickering Airport support and 9,100 new acres for development**

**Ajax mayor uses 'strong mayor' powers to help approve two new 60-storey residential high-rises**

## Pickering Mayor predicts his city will be biggest in Durham by 2051

[+ PREFERRED REGION](#) [Pickering](#) | [Ajax](#) | [Clarington](#) | [Durham](#) | [Oshawa](#) | [Whitby](#) | [Business](#) | [Community](#) | [Latest News](#) | [News](#) | [Politics](#)

By Glenn Hendry  
Published February 10, 2023 at 5:50 pm



Pickering's high-rise growth

# Roadway Safety



MVC Type	2019	2020	2021	2022	2023
Fatal	10	17	12	11	11
Injury	952	677	623	791	810
Property Damage	5,474	3,954	3,658	5,416	6,226



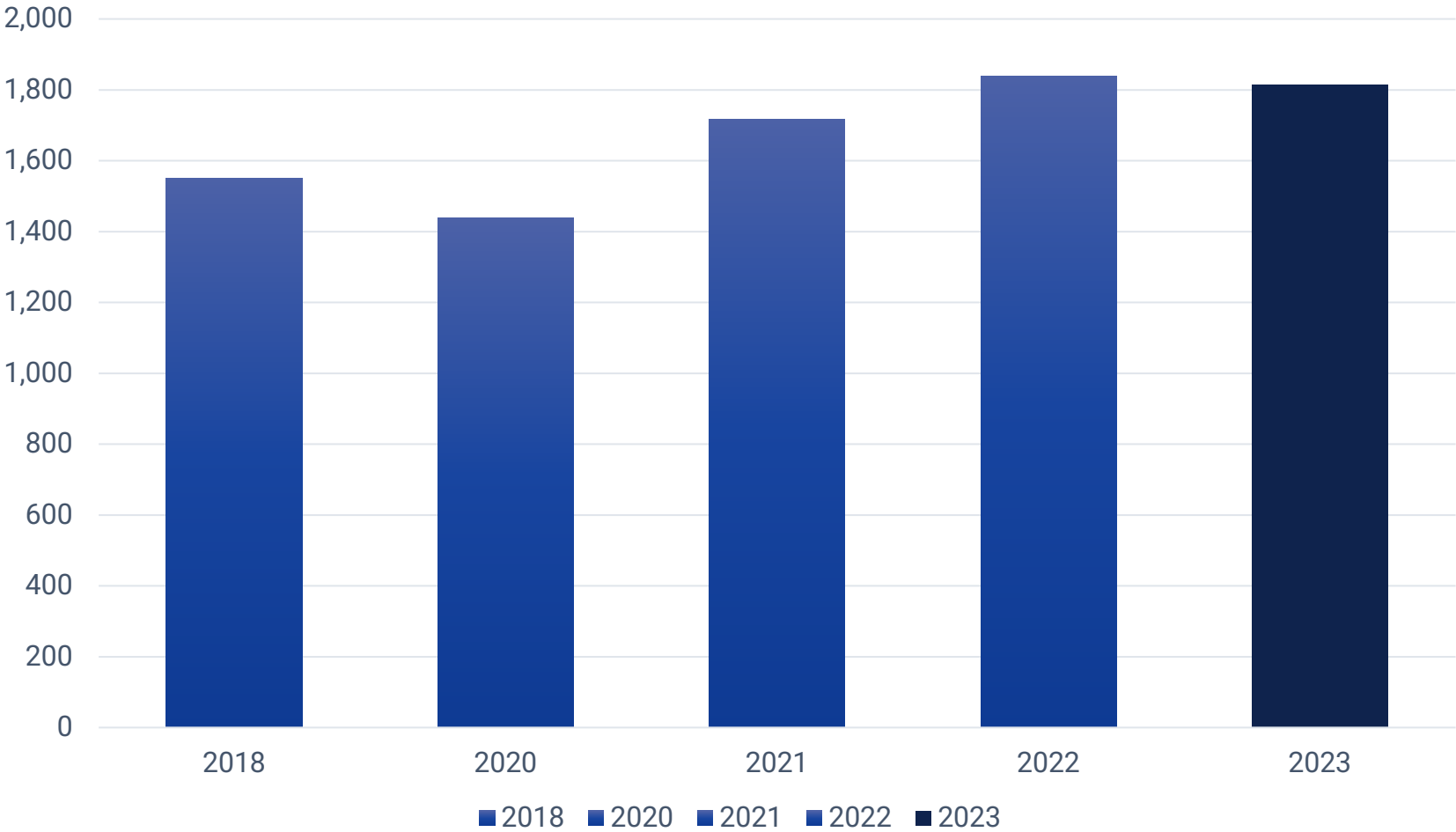
*Highway Traffic Act Tickets Issued January 1 – August 31*

\*Year to Date  
Aug. 31

	2018	2019	2020	2021	2022	2023
HIGHWAY TRAFFIC ACT TICKETS	26,454	25,076	22,034	22,784	23,015	30,712



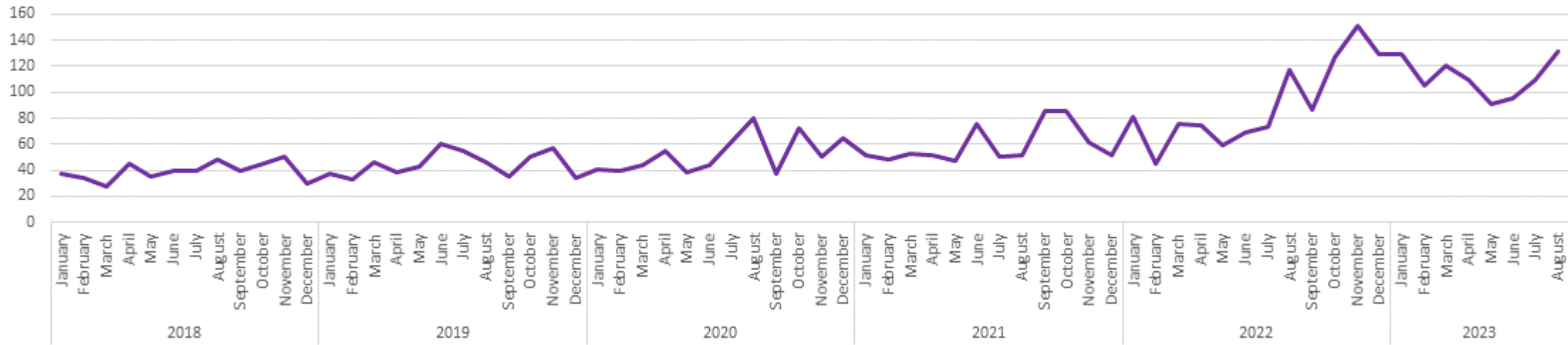
# Mental Health - YTD Aug. 31



**On average there are  
close to 8 MHA  
apprehensions per day**

# Vehicle Thefts

Auto Theft Trend, 2018- August 2023



Eight  
stolen  
vehicles  
were  
recovered





# Questions