



Overview of Social Assistance Renewal and Employment Services Transformation


Income, Employment & Homelessness Supports Division

Agenda



Social Assistance Renewal

- Ontario Works Application Process
- Employment Services Transformation

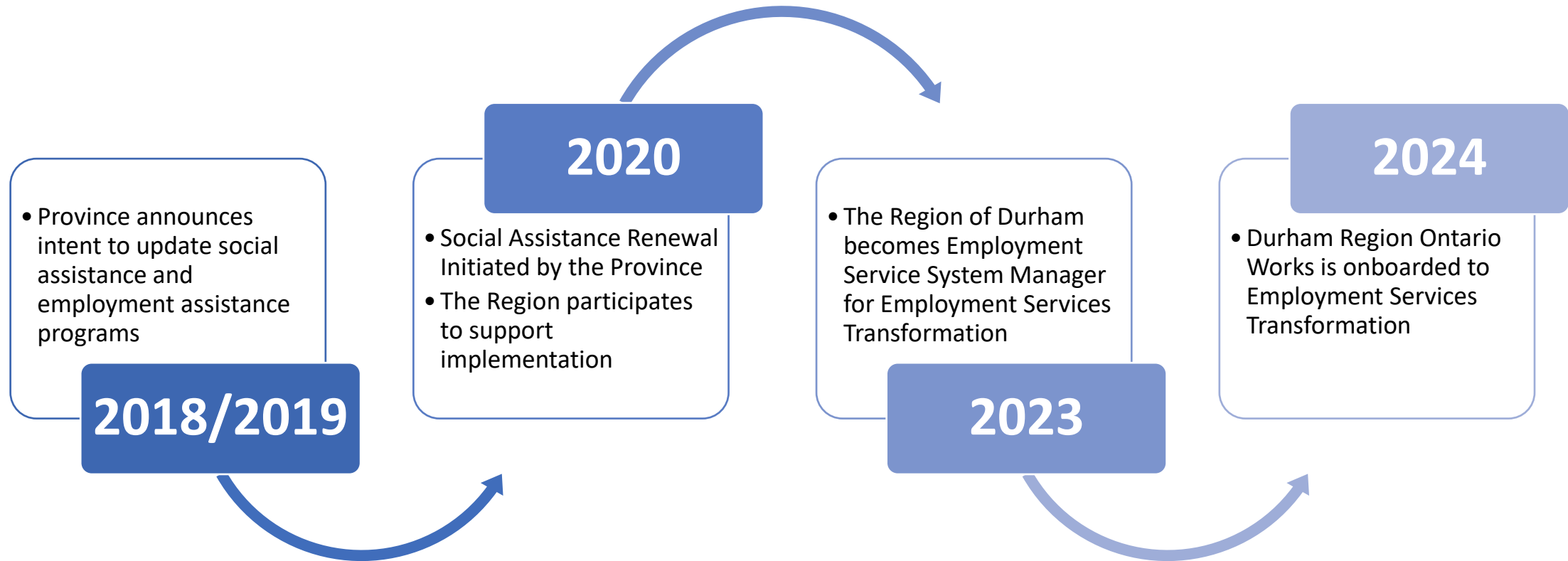


Resulting Shift in Provincial Program Delivery Funding



Ontario Works Rates

Social Assistance Renewal



Ontario Works Application Process Update



**Centralized
Application Process**



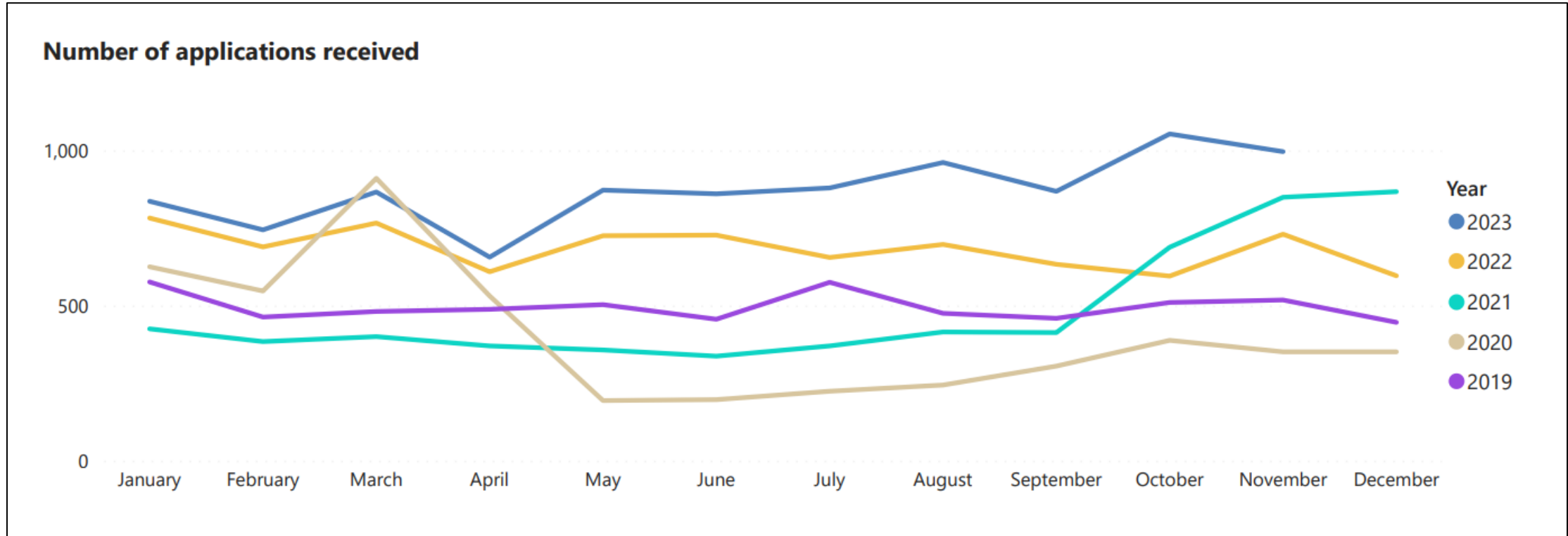
**Goal to Reduce
Municipal
Administrative
Burden**



**Anticipated to
Complete 70% of
Ontario Works
Applications**




Ontario Works Application Volume



Employment Services Transformation

- Integrates Ontario Works employment services into Employment Ontario
- Region holds joint role as Ontario Works System Administrator and Employment Service System Manager
- New Tools:
 - Common Assessment Tool
 - Action Plan

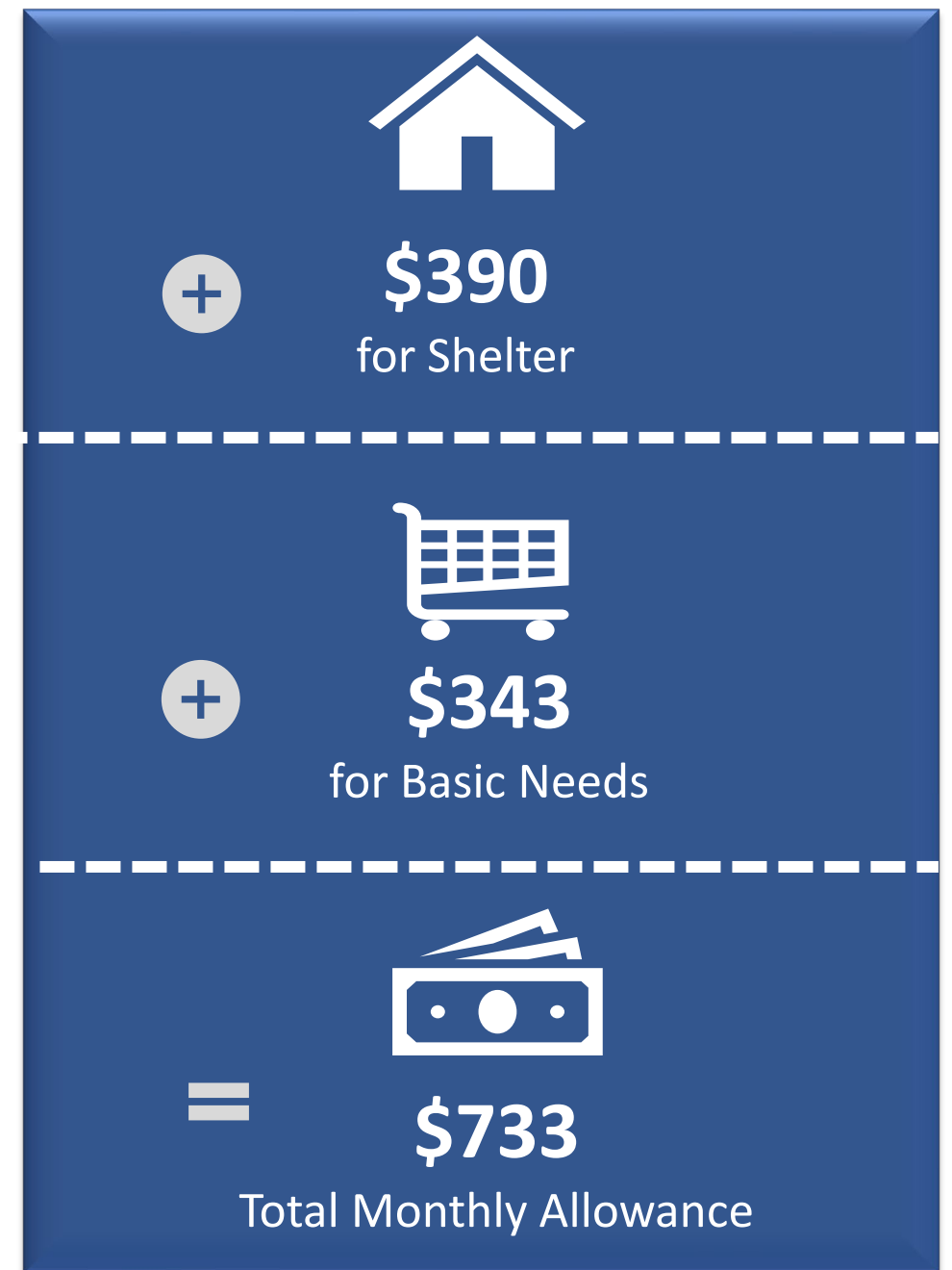


Resulting Shift in Provincial Funding

- Ontario Works Program Delivery Funding is cost shared with the Province
- Through Employment Services Transformation, a portion of Provincial funding is transferred to the Ministry of Labour, Immigration, Training and Skills Development
 - The Region's Ontario Works program delivery funding decreased by \$4.5 Million in 2024

Ontario Works Rates

- Ontario Works rates are Provincially set and have been frozen since 2018
- Rates are not indexed to inflation





Ontario Works Rates Compared to Average Market Rent in Durham

| Year | Ontario Works Shelter Rates | Average Market Rent (Bachelor) | % of Income Needed for Rent (Bachelor) | Average Market Rent (1 Bedroom) | % of Income Needed for Rent (1 Bedroom) |
|------|-----------------------------|--------------------------------|--|---------------------------------|---|
| 2017 | \$376 | \$817 | 217% | \$1,037 | 276% |
| 2018 | \$384 | \$845 | 220% | \$1,167 | 304% |
| 2019 | \$390 | \$898 | 230% | \$1,171 | 300% |
| 2020 | \$390 | \$937 | 240% | \$1,182 | 303% |
| 2021 | \$390 | \$989 | 254% | \$1,268 | 325% |
| 2022 | \$390 | \$1,081 | 277% | \$1,284 | 329% |

[1] [Full view \(cmhc-schl.gc.ca\)](https://cmhc-schl.gc.ca)

[2] [Full view \(cmhc-schl.gc.ca\)](https://cmhc-schl.gc.ca)



Thank You

Erin Valant, MPPAL

Manager – Income, Employment & Homelessness
Supports Division

Erin.Valant@durham.ca

durham.ca

[@RegionofDurham](https://www.instagram.com/RegionofDurham)

