



together we



Durham's Vital Signs Report



Durham Community Foundation

We are your Community Foundation



Established in 1994 as a bridge between contributors, charities and community, Durham Community Foundation (DCF) is more than a grant maker. DCF is the charity's charity – their voice in the Region of Durham and beyond. DCF has invested \$6.5 Million in 400+ charities, contributing to Durham's significant growth. DCF is part of a network of 201 community foundations in Canada with assets of \$6.4 billion, allowing it to scale and leverage innovation. DCF fosters philanthropy by connecting donors, volunteers, and community leaders, addressing Durham's challenges through research, advocacy, and collaboration. Acting as the voice for charities at multiple levels, DCF provides vital support.

KEY FOCUS AREAS

Endowments: DCF forges strong ties with a diverse range of donors to boost philanthropy in Durham. By keeping up with community needs and trends, we channel resources and research to address challenges effectively.

Leadership: DCF promotes collaboration among leaders in philanthropy. We're on top of the latest in charitable trends and offer avenues for learning, networking, and fostering a dynamic charitable environment in the region.

Philanthropy: DCF crafts platforms to enable donors to give back, touching areas like health, arts, and the environment. Our efforts have improved the lives of countless individuals in Durham over the years.

Strengthening Local Charities: We don't compete; we enhance. For 30 years, our role has been to amplify the impact of local charities and nonprofits, offering more than just funding.

Advocacy: Representing our sector's voice, we share its triumphs and trials, ensuring its essential work continues through our strong community connections.

Crisis Support: Our experienced team is ready to assist charities facing challenges, from revenue loss to staffing issues.

Funders Table: This collaborative effort, involving various local bodies, strategizes on funding local agencies based on up-to-date data.

ED Connect: Our monthly sessions offer a platform for Executive Directors to share concerns and find solutions collaboratively.

GivingTuesday: Partnering with CanadaHelps, we champion #DurhamGivesBack, showcasing local organizations and nurturing a culture of giving in Durham.



Community Vitality

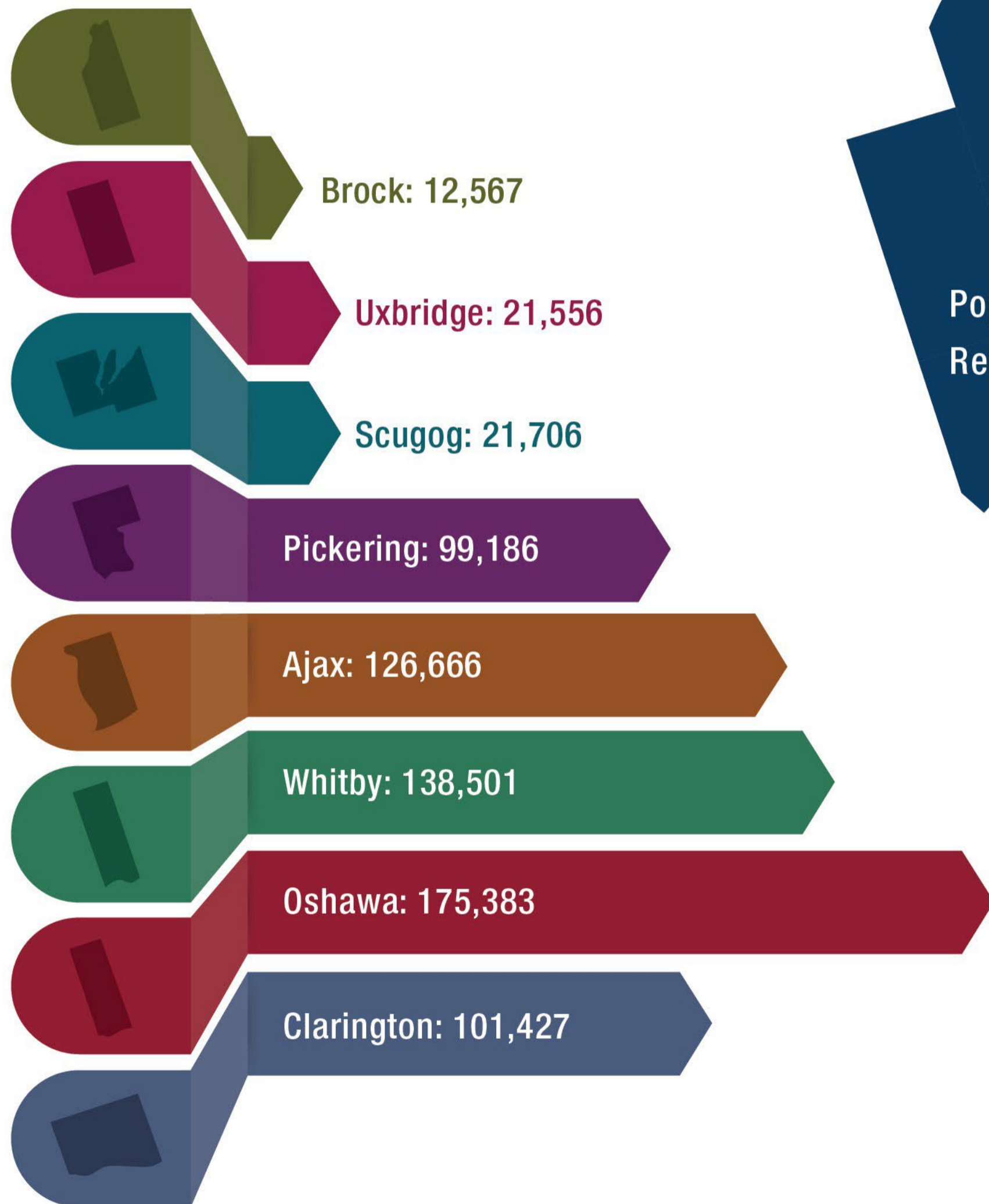
- Community
- Civic Engagement
- Children and Youth
- Environment
- Housing
- Health
- Income and Work
- Safety



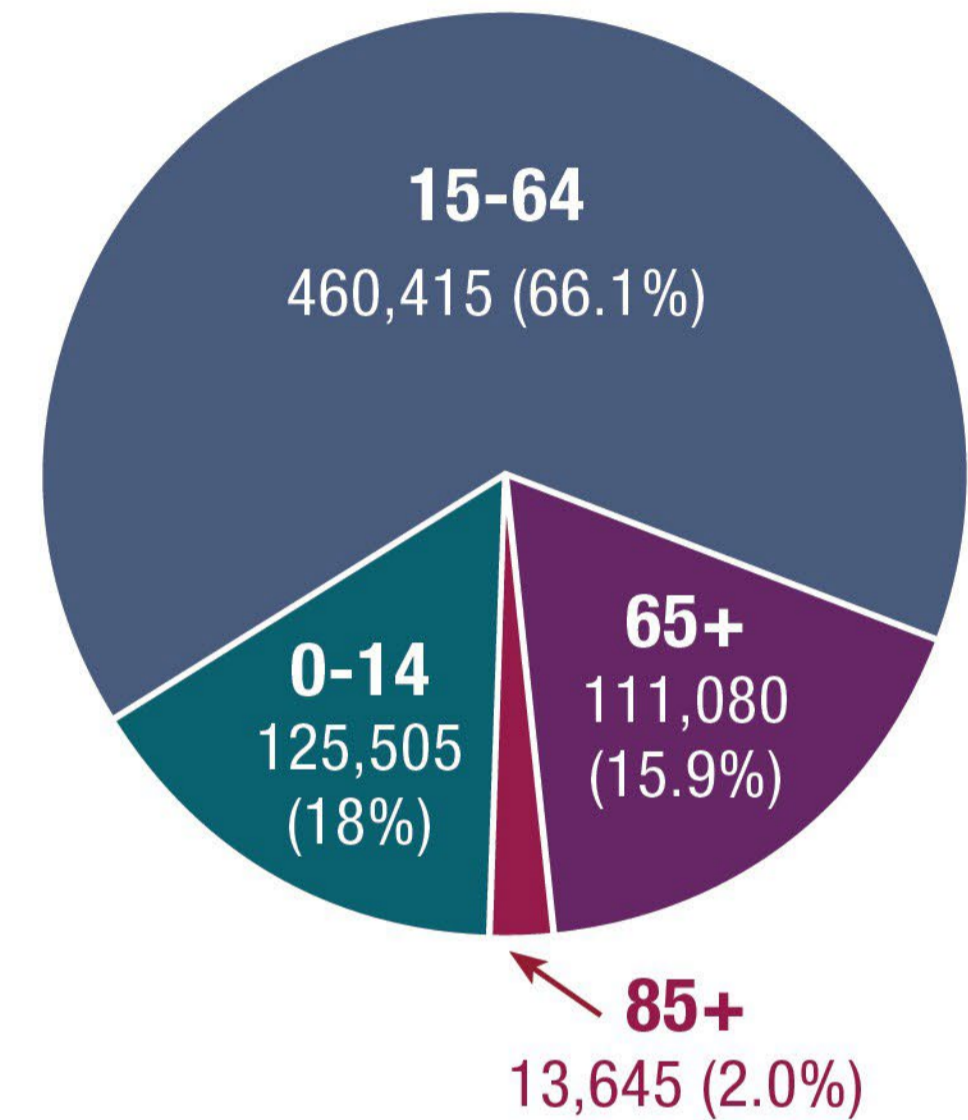
Our Growing Community



Population²



Population by age group



- Average age: 40.2
- Median age: 40.0
- Education levels: 67.1% of population aged 25 to 64 have post-secondary education
- Average after-tax income for one-person household: 48,520
- Average after-tax income for two-or-more person households: \$117,600



You Make Your Community. Your Community Makes You.

Our Commitment to Our Community

- Vital Durham Endowment Fund
- Share the findings of this report
- Update the data on an annual basis

Our Ask of You

- Read the report
- Share the findings with local leaders and the municipality you serve
- Make informed decisions on funding based on data

Our Nonprofit Sector



Registered charities provide...

- emergency food relief,
- shelter,
- education and mentoring,
- religious services,
- culture and arts activities,
- sports and recreation,
- health care and mental health support.

They are also one of the largest employers in Durham Region.



945 vital registered charities serve Durham Region.

Oshawa - 246	Uxbridge - 55
Whitby - 173	Scugog - 45
Pickering - 130	Brock - 42
Ajax - 128	Mississaugas of Scugog Island - 1
Clarington - 125	

Significant downward trend for donating and volunteering.

From 2010 to 2019, the percentage of people claiming charitable donations dropped in Durham Region 20% (from 25% to 19.8%).

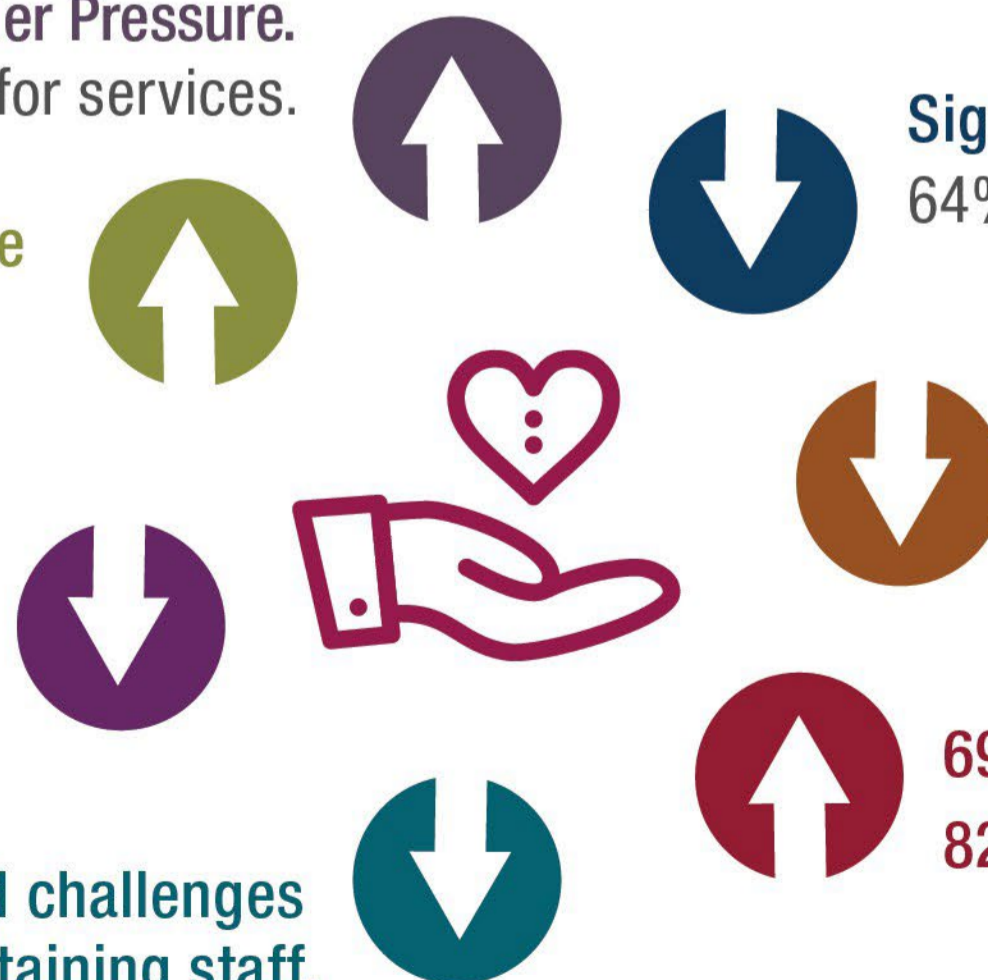
52% reported a loss of volunteers in 2023.

Nonprofit Sector is Under Pressure. Significant increase in demand for services.

88% of Durham's nonprofits saw an **increase in operational costs** in 2023 versus 2022.

55% scaled back programs or services in 2022 and 12% discontinued some programs entirely. In 2023, a further 39% scaled back programs or services and 22% noted waitlists have increased.

68% experienced challenges recruiting and retaining staff.



Significant decrease in Revenue.

64% reported a decrease in revenue.

Covid-19 devastated many of the Region's nonprofits, resulting in **program cutbacks, closures, and bigger waitlists** at a time when their assets, skills, and services were needed the most.

69% faced an increase in demand for their services. 82% believe they are unable to meet the demand.



THANK
YOU



Durham Community Foundation