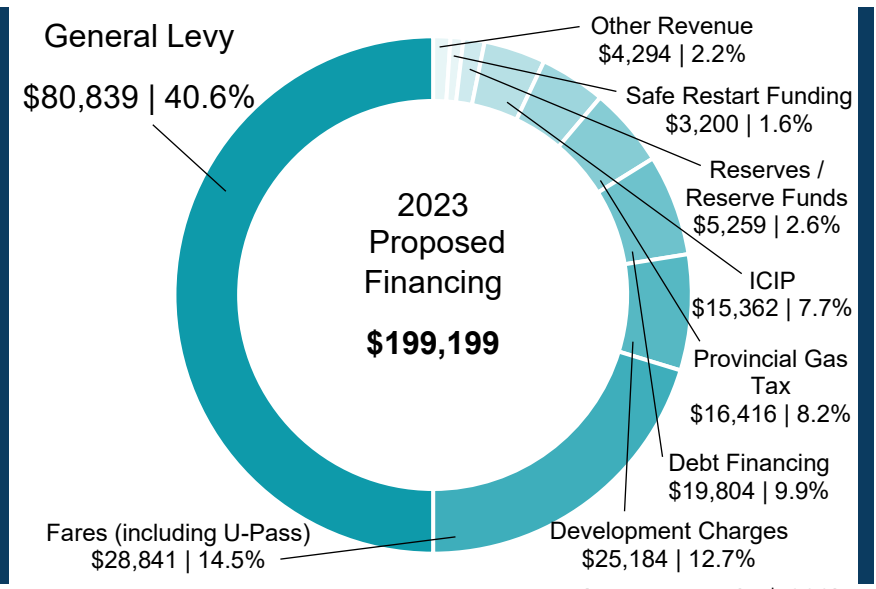
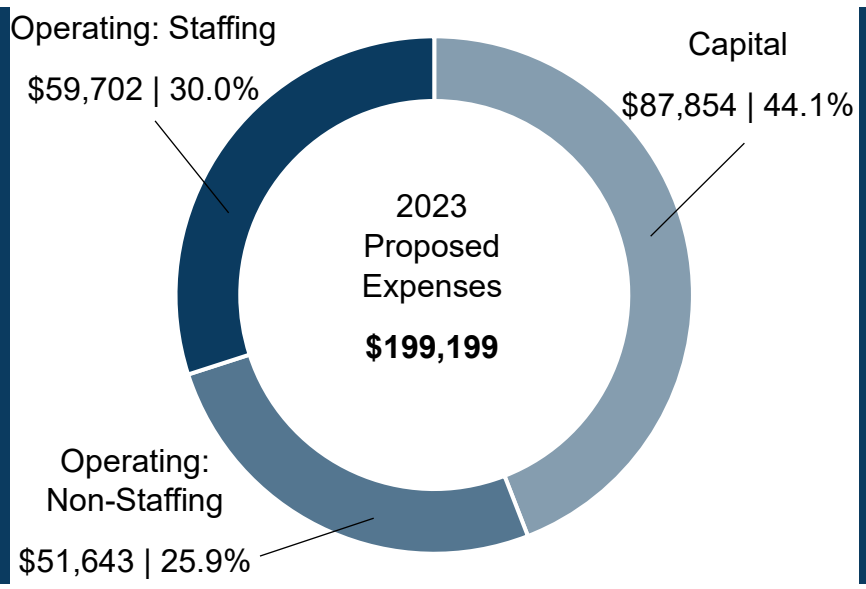




DURHAM REGION TRANSIT

As one of Ontario's largest regional transit systems, serving 8 unique area municipalities over 2,500 square kilometres, DRT delivers an integrated transit network through innovative, connected, and competitive mobility services so Durham residents and visitors can use public transit to conveniently get to where they need to go and to encourage more livable and healthy communities



Amounts are in \$,000's



Table of Contents

Major Programs and Services

Strategic Priorities

Key Targets for 2023

Financial Details: Summary by Account
 Summary by Program
 Summary of Capital

Details of Budget Changes

Staffing Details

Looking Forward

Appendix A: 2023 Durham Region Transit Capital Projects

Appendix B: 2023 – 2032 Durham Region Transit Capital Forecast

Major Programs and Services

Durham Region Transit

Administration

Support the Regional service delivery and provincial reporting requirements of the Commission, plan and schedule fixed routes and demand-responsive services, provide clerical and technical support to the various internal groups at DRT and interface with other Region of Durham Departments for corporate support services.

Operations

Manage and deliver safe, reliable, and fully accessible conventional transit fixed-route service, as well as demand-responsive transportation services where fixed-route service is unavailable.

Maintenance - Equipment

Manage and maintain DRT's vehicle fleet, equipment, tools, and maintenance contracts, so that DRT's capital assets remain in a state of good repair, provide safe and ready transportation for customers and employees, and are maintained, replaced and/or expanded as needed.

Specialized Services

Provide demand-responsive, origin-to-destination transportation services, including eligible persons with disabilities using the full range of available public transportation services.

Northern Service

Manage and administer conventional and demand-responsive services in the North Durham communities of Scugog, Uxbridge, and Brock Townships.

Facilities Management

Provide overall lifecycle management of all Regional transit facilities and infrastructure. Services include facility maintenance and servicing of DRT facilities and infrastructure to ensure they remain safe and in a state of good repair.

Debt Service

To fund debt servicing costs for current and future major capital projects.

Headquarters Shared Cost – Durham Region Transit Portion

The allocated share of costs attributable to Durham Region Transit for the operation of Regional Headquarters facility.

Major Capital

Consolidated capital program for Durham Region Transit.

Strategic Priorities

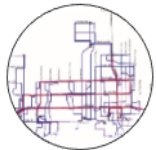
For 2023 some of the key priorities and planned actions focus on:

Environmental Sustainability



Continued investment towards innovative and alternative fuel vehicles offering zero or near-zero emissions, such as electric vehicles

Community Vitality



Implement the Transit Service and Financing Strategy (2023-2032) to improve access to a frequent and reliable transit network across the Region



Continue the eligibility review process to ensure compliance with the Accessibility for Ontarians with Disabilities Act (AODA), supporting fairness and equity for all customers eligible for specialized services

Economic Prosperity



Continue to investigate, test, and deploy new mobility models and systems to showcase Durham as an innovative and forward-looking jurisdiction

Strategic Priorities Continued

Service Excellence



Continue recovery of ridership while continuing to maintain customer confidence in DRT as a healthy, safe and competitive travel option



Service enhancements to promote healthy transportation choices through optimizing a robust transit network leveraging fixed route service and demand responsive service



Asset replacement principles that are based on financial sustainability and optimizing the life span of major assets



Continue enhancement of the new demand response service amalgamating On Demand and Specialized Services ensuring customer equity in access to services, technology, and information


Key Targets for 2023

Durham Region Transit

- Exceed 10 million revenue rides in 2023 - approximately 90 per cent of pre-COVID 19 ridership level, compared to 7.4 million revenue rides in 2022, or 68 per cent of pre-COVID 19 ridership level
- Deliver a total of 525,470 conventional service hours and 65,178 On Demand service hours in 2023, an increase of 27,178 over last year's budget
- Achieve a minimum of 80 per cent on-time departure from all stops - compared to 72 per cent overall actual result in 2022
- Exceed 99.5 per cent of scheduled service delivered - compared to 97.3 per cent overall actual result in 2022
- Reduce DRT preventable collision rate by 10 per cent annually. In 2022, DRT achieved a 7 per cent reduction compared to 2021
- Maintain percentage of ridership paying fares with PRESTO above 80 per cent


Financial Details: Summary by Account (\$,000's)

Provides the gross expenditures and revenues - including both operating and capital - and the resulting net property tax requirement

				Variance	
	2022 Estimated Actuals	2022 Approved Budget (Restated)	2023 Proposed Budget	\$	%
Expenses					
Operating Expenses					
Personnel Expenses	55,614	57,695	59,702		
Personnel Related	548	727	720		
Communications	302	418	418		
Supplies	972	1,365	830		
Utilities	600	714	761		
Computer Maintenance & Operations	1,538	1,539	1,151		
Materials & Services	3,997	4,164	4,524		
Buildings & Grounds Operations	787	662	611		
Equipment Maintenance & Repairs	637	599	534		
Vehicle Operations	10,340	7,931	14,077		
Debt Charges	1,030	1,030	1,030		
Professional Services	1,287	834	1,001		
Contracted Services	14,368	14,343	16,413		
Leased Facilities Expenses	380	380	261		
Bad Debt Expenses	44	44	44		
Financial Expenses	3,367	3,367	4,229		
Property Taxes	393	393	402		
Minor Assets & Equipment	37	39	46		
Major Repairs & Renovations	1,340	1,536	1,095		
Headquarters Shared Costs	76	76	86		
Operating Expenses Subtotal	97,657	97,856	107,935	10,079	10.3%


Financial Details: Summary by Account (\$,000's)

Provides the gross expenditures and revenues - including both operating and capital - and the resulting net property tax requirement

	2022 Estimated Actuals	2022 Approved Budget (Restated)	2023 Proposed Budget	Variance	
				\$	%
Internal Transfers & Recoveries					
NextGen Charge	2	2	2		
Communications Charge	344	344	348		
Corporate IT Charge	263	263	324		
Legislative Services Charge	51	51	51		
Legal Services Charge	85	85	85		
Corporate HR Charge	413	413	422		
Planning Charge	283	283	284		
Family Services Charge	20	20	20		
Finance Charge	1,858	1,858	1,874		
Internal Transfers & Recoveries Subtotal	3,319	3,319	3,410	91	2.7%
Gross Operating Expenses	100,976	101,175	111,345	10,170	10.1%
Capital Expenses					
New	197	197	158		
Replacement	214	214	181		
Major Capital	15,689	15,689	87,515		
Capital Expenses Subtotal	16,100	16,100	87,854	71,754	445.7%
Total Expenses	117,076	117,275	199,199	81,924	69.9%
Revenues and Financing					
Operating Revenue					
Safe Restart Funding ¹	(6,178)	(8,019)	(3,075)		
Fares	(15,909)	(14,052)	(21,946)		
U-Pass	(6,801)	(6,255)	(6,895)		
Advertising	(1,099)	(807)	(807)		
Revenues from program fees	(29)	(32)	(36)		
Recovery from ODSP Discount Pass	(350)	(350)	(350)		
Recovery from Reserves/Reserve Funds	(420)	(420)	(420)		
Provincial Gas Tax	(3,644)	(3,644)	(2,111)		
Operating Revenue Subtotal	(34,430)	(33,579)	(35,640)	(2,061)	(6.1%)

Financial Details: Summary by Account (\$,000's)

Provides the gross expenditures and revenues - including both operating and capital - and the resulting net property tax requirement

	2022 Estimated Actuals	2022 Approved Budget (Restated)	2023 Proposed Budget	Variance	
				\$	%
Capital Financing					
Federal Grant - Capital	(160)	(160)	-		
ICIP Grant ²	(3,970)	(3,970)	(15,362)		
Transit - Residential DC	(1,342)	(1,342)	(23,362)		
Transit - Non-Residential DC	(603)	(603)	(1,822)		
Canada Community-Building Fund (Federal Gas Tax)	(2,100)	(2,100)	-		
Provincial Gas Tax	(5,880)	(5,880)	(14,305)		
Safe Restart Agreement Funding ¹	-	-	(125)		
Zero Emission Transit Fund ³	-	-	(3,101)		
Capital Project Reserve	-	-	(2,500)		
Capital Impact Stabilization Reserve Fund	-	-	(2,339)		
CIB Debenture ⁴	-	-	(12,804)		
Region of Durham Debenture	-	-	(7,000)		
Other ⁵	(450)	(450)	-		
Capital Financing Subtotal	(14,505)	(14,505)	(82,720)	(68,215)	470.3%
Total Revenues and Financing	(48,935)	(48,084)	(118,360)	(70,276)	146.2%
Property Tax Requirement Durham Region Transit	68,141	69,191	80,839	11,648	16.8%

Notes

¹ Financing from the Safe Restart Agreement Fund is subject to provincial government approval

² Investment in Canada Infrastructure Fund (ICIP) financing is subject to federal and provincial approval of ICIP Project Modification Requests

³ Financing from the Zero Emission Transit Fund is subject to the approval of the federal government and the execution of a transfer payment agreement

⁴ CIB Debenture financing is subject to the execution of a credit agreement and Council approval of the authorizing by-laws

⁵ Other financing in 2022 is a contribution from eCamion

Financial Details: Summary by Program (\$,000's)

Provides the total operating expense, capital expense, subsidy, other revenue and the resulting property tax requirement for each major program and service

	2022 Estimated Actuals	2022 Approved Budgets					2023 Proposed Budgets					Variance		
		Operating Expenses	Gross Capital	Subsidy Funding	Other Funding	Approved Budget	Operating Expenses	Gross Capital	Subsidy Funding	Other Funding	Proposed Budget	\$	%	
Durham Region Transit														
1 Administration	13,028	18,598	102	(1,587)	(5,234)	11,879	19,595	128	(648)	(3,701)	15,374	3,495		
2 Operations	17,619	45,603	-	(5,616)	(20,148)	19,839	48,830	-	(2,405)	(28,662)	17,763	(2,076)		
3 Maintenance - Equipment	24,536	24,403	309	(755)	(13)	23,944	30,200	211	-	(13)	30,398	6,454		
4 Specialized Service	6,852	6,759	-	-	(93)	6,666	6,839	-	-	(93)	6,746	80		
5 Northern Service	1,118	2,021	-	(61)	(72)	1,888	2,021	-	(22)	(96)	1,903	15		
6 Facilities Management	2,698	2,685	-	-	-	2,685	2,744	-	-	-	2,744	59		
7 Debt Service	1,030	1,030	-	-	-	1,030	1,030	-	-	-	1,030	-		
8 Headquarters Shared Cost - Durham Region Transit Portion	76	76	-	-	-	76	86	-	-	-	86	10		
9 Major Capital	1,184	-	15,689	(4,131)	(10,374)	1,184	-	87,515	(18,588)	(64,132)	4,795	3,611		
Durham Region Transit Subtotal	68,141	101,175	16,100	(12,150)	(35,934)	69,191	111,345	87,854	(21,663)	(96,697)	80,839	11,648	16.8%	
Durham Region Transit	68,141	101,175	16,100	(12,150)	(35,934)	69,191	111,345	87,854	(21,663)	(96,697)	80,839	11,648	16.8%	

Financial Details: Summary of Capital (\$,000's)

Provides a summary of the current year capital budget, nine-year capital forecast and proposed financing summarized by asset type. See Appendices for specific capital projects

Durham Region Transit	2022 Approved Budget	2023 Proposed Budget	Forecast					Forecast Total
			2024	2025	2026	2027	2028-2032	
Capital Expenditures								
Building & Structures	6,980	31,174	214,929	21,320	38,570	13,320	137,255	425,394
Machinery & Equipment	4,323	6,556	7,848	1,674	2,073	4,334	16,748	32,677
Information Technology	1,585	2,274	1,988	350	350	350	1,750	4,788
Vehicles	3,208	47,805	59,819	82,073	63,143	77,182	223,352	505,569
Furniture and Fixtures	4	45	91	45	45	45	224	450
Capital Expenditure Subtotal	16,100	87,854	284,675	105,462	104,181	95,231	379,329	968,878
Capital Financing								
General Levy	1,595	5,134	3,266	26,827	43,264	63,537	166,280	303,174
Provincial Gas Tax	5,880	14,305	7,259	7,258	7,259	7,259	36,293	65,328
Non-Residential DC	603	1,822	631	3,189	6,118	2,328	10,689	22,955
Residential DC	1,342	23,362	5,706	10,579	8,440	8,657	44,327	77,709
Investing in Canada Infrastructure Program (ICIP) Grant ¹	3,970	15,362	-	-	-	-	-	-
Federal Grant	160	-	-	-	-	-	-	-
Zero Emission Transit Fund ²	-	3,101	127,768	9,525	-	-	-	137,293
CIB Debenture ³	-	12,804	22,348	31,159	-	-	-	53,507
Region of Durham Debenture	-	7,000	18,375	11,925	19,100	13,450	64,240	127,090
Canada Community-Building Fund (Federal Gas Tax)	2,100	-	-	-	-	-	-	-
Capital Project Reserve	-	2,500	1,500	-	-	-	-	1,500
Capital Impact Reserve Fund	-	2,339	5,230	5,000	-	-	-	10,230
Infrastructure Renewal Reserve	-	-	78,948	-	20,000	-	-	98,948
Transit Capital Reserve Fund	-	-	13,644	-	-	-	48,500	62,144
Safe Restart Agreement Fund ⁴	-	125	-	-	-	-	-	-
Other Financing ⁵	450	-	-	-	-	-	9,000	9,000
Capital Financing Subtotal	16,100	87,854	284,675	105,462	104,181	95,231	379,329	968,878
Total Capital Durham Region Transit	16,100	87,854	284,675	105,462	104,181	95,231	379,329	968,878

Financial Details: Summary of Capital (\$,000's)

Provides a summary of the current year capital budget, nine-year capital forecast and proposed financing summarized by asset type. See Appendices for specific capital projects

 Durham Budget	2023	2022 Approved Budget	2023 Proposed Budget	Forecast					Forecast Total
				2024	2025	2026	2027	2028-2032	

¹ Investment in Canada Infrastructure Fund (ICIP) financing is subject to federal and provincial approval of ICIP Project Modification Requests.

² Financing from the Zero Emission Transit Fund is subject to the approval of the federal government and the execution of a transfer payment agreement.

³ CIB Debenture financing is subject to the execution of a credit agreement and Council approval of the authorizing by-law.

⁴ Financing from the Safe Restart Agreement Fund is subject to provincial government approval.

⁵ Other financing in 2022 is a contribution from eCamion and in 2031 the other financing is developers contributions.

Details of Budget Changes

Regional Council, on March 1, 2023, approved the Transit Service and Financing Strategy (2023 – 2032) (Report# 2023-F-6). The proposed budget includes the following 2023 strategic investments included in the plan to grow and enhance service, electrify the fleet, implement new infrastructure and passenger amenities and fare modernization.

Strategic Investments: Durham Region Transit	2023 Impact (\$ 000's)
Service Plan adjustments including increased frequency on 905 to every 15 minutes between Whitby Station and Simcoe/Britannia (\$522k); Replacement of On Demand late night service in West Whitby when demand warrants (\$1,163k); Extension of 302 service to North Campus Terminal (\$362k); Increase On Demand hours to meet new growth and demand in rural areas (\$353k); Increase span of weekend service on 423 in Oshawa (\$150k); The total annual cost of the service enhancements (net of \$400k in projected fare revenue) is \$2,550k and includes 9.0 FTEs to deliver the service	2,550
Conversion of Conventional Operators (4.0 FTEs) to Instructors (3.0 FTEs, \$85k) and a Technical Instructor (1.0 FTE, \$41k)	126
Additional permanent service positions (7.0 FTEs) to address increasing capacity and enhanced vehicle servicing (\$481k). Partially offset by a conversion of 3 part-time positions (-\$215k). Annualized impact of \$673k	266
Apprentice Mechanics (3.0 FTEs) to mitigate attrition impacts and recruitment challenges in the current labour market for skilled trades persons. Annualized impact of \$289k	144
Operations Supervisors (2.0 FTEs) to support service growth. Annualized impact of \$290k	145
Maintenance Supervisors (2.0 FTEs) to increase capacity. Annualized impact of \$317k	159
Maintenance Technical Specialist (1.0 FTE) to meet increasing technical requirements required for the transition to zero emission vehicles as well as new technologies as they are developed. Annualized impact of \$145k	73

Details of Budget Changes Continued

Store Person (1.0 FTE) to support on-going deployment of Enterprise Maintenance Management System. Annualized impact \$104k	52
Project Manager (1.0 FTE) of technical specifications and support required for significant procurement and project management requirements to ensure contract performance and accountability. Annualized impact \$158k	79
Project Manager (1.0 FTE) of contracted service delivery to lead the management of third-party contractors operating transit services on behalf of DRT and to advance DRT's emergency management processes in collaboration with Durham Emergency Management division. Annualized impact of \$158k	79
COVID-19 related impacts:	
Reduced revenue from ridership	2,427
Reduced advertising revenue	484
Portable washroom rental	164
Portable washroom capital purchase (50 per cent eligible)	125
Safe Restart funding – subject to provincial government approval	(3,200)
U-Pass rate increase to \$150.00 from \$147.25 effective September 1, 2023. Annualized impact of (\$130k)	(60)
Base adult fare increase of \$0.10 effective July 1, 2023 with proportional adjustment to other fare concessions per the established discount rates. Annualized impact of (\$900k)	(500)
Net increase in capital investment – see Appendix A for detailed project listing	3,539
Strategic Investments: Durham Region Transit Subtotal	6,652

Details of Budget Changes Continued

Base Adjustments: Durham Region Transit	2023 Impact (\$ 000's)
Economic increases	990
Annualization of 5.0 FTEs approved in the 2022 budget	299
Fuel inflationary increase	5,670
Line-by-line savings	(1,973)
Increase in Transit's share of costs for the operation and maintenance of Regional Headquarters	10
Base Adjustments: Durham Region Transit Subtotal	4,996
Net Changes: Durham Region Transit	11,648

Staffing Details

Durham Region Transit	Full Time Equivalents (FTE's)
2022 Approved Complement	<u>443.0</u>
Positions Approved In-Year	
Conversion of part-time operators to full-time permanent operator positions (as per Section 8.1 of the Budget Management Policy)	7.0
Total Positions Approved In-Year	<u>7.0</u>
Proposed New Positions	
Project Manager, Contracted Service Delivery to lead the management of third-party contractors operating transit services, develop and coordinate the Emergency Management plans and requirements, and analyze the performance of all transit service delivery and identify and deploy strategies for their improvement.	1.0
Program Manager, Specifications and Support to provide expertise in project management, procurement and technical specification development that is enabling improved output and contract performance management.	1.0
Operations Supervisor to meet service requirements identified in the Service Plan	2.0
Conventional Operators to meet service requirements identified in the Service Plan	9.0
Supervisor, Maintenance to expand capacity and reduce overtime	2.0
Maintenance Technical Specialist to meet increasing technical vehicle requirements and systems, priority includes providing support during fleet transition to zero emission vehicles	1.0
Apprentice Mechanics to hire in advance of attrition	3.0

Staffing Details Continued

Service Persons to address increasing capacity and enhanced vehicle servicing	7.0
---	-----

Storeperson to support ongoing deployment of the Maintenance Management System	1.0
--	-----

Total Proposed New Positions	<u>27.0</u>
-------------------------------------	--------------------

Durham Region Transit Subtotal	477.0
---------------------------------------	--------------

Total Complement: Durham Region Transit	477.0
--	--------------

Looking Forward

As Durham Region emerges from the COVID-19 pandemic, public transit will play a vital role in enhancing its economic competitiveness by connecting people to employment and educational opportunities, supporting travel to shopping, dining and tourism destinations, and ensuring that Durham's at-risk residents have equitable access to the essential mobility services and supports they require. DRT's Transit Service and Financing Strategy (2023-2032) provides a comprehensive plan for investment over the next 10 years encompassing transit service enhancement and growth, fleet electrification, new infrastructure and passenger amenities, and fare modernization. The Strategy aligns with the Council-approved Strategic Plan, Transportation Master Plan and Climate Change Action Plan, among others.

For Durham Region, service enhancement will be integral to economic development and competitiveness by enabling seamless and timely travel to employment opportunities within the Region. Through the investments detailed in the Transit Service and Financing Strategy, total transit service revenue hours will be nearly 1.2 million by 2032, more than double current service hours. With this investment DRT will be positioned to deliver a robust and integrated transit network offering more service at much higher levels of frequency, and increasing system capacity to support ridership growth. DRT's On Demand service will continue to support customer travel needs in rural areas and lower demand urban areas of the Region, ensuring all Durham residents have access to transit regardless of where they live or work, with the flexibility to travel when they need to, and all at the same fare as conventional bus service.

In addition, DRT is committed to transitioning its transit fleet to zero and lower greenhouse gas emission alternatives over the next fifteen years in support of climate change objectives while leveraging grant funding and partnership opportunities. DRT is expecting the arrival of its first battery electric buses in 2024, with a goal of fully transitioning its fleet to zero emission technologies by 2037.

DRT will continue to collaborate with Durham Region and partners across the Greater Toronto and Hamilton Area (GTHA) to maximize investments in rapid transit infrastructure and service integration to the benefit of transit customers, including:

- Further advancing infrastructure and service innovation initiatives while leveraging investments from federal and provincial governments to stimulate the economy and ensure DRT is well positioned to meet ridership demands. This includes advancing the Highway 2 Bus Rapid Transit (BRT) infrastructure, implementing new BRT corridors by 2025 to align with the Durham Official Plan and Region's Transportation Master Plan, preparing for the Lakeshore East GO train extension, supporting the Simcoe Street corridor transit visioning study, and advancing development of a new zero-emission bus garage in north Oshawa;

Looking Forward Continued

- Collaborating with other 905 transit agencies to advance and improve the adoption and expansion of contactless electronic fare payment options through PRESTO that support DRT's adoption rate, while leveraging new PRESTO functionality to better meet customer needs; and
- Working in partnership with transit agencies across the Greater Toronto and Hamilton Area (GTHA) to realize effective service and fare integration solutions to enhance cross-boundary transit trips that deliver a seamless customer experience.

Achieving Durham's transit vision will require significant investment and funding from the Region and other orders of government. This includes annual property tax funding increases over the long term starting at approximately two per cent per year on the overall Regional tax levy in addition to advocacy to other orders of government for sustainable funding to ensure full realization of the Transit Service and Financing Strategy. The Strategy is a starting point that will be subject to annual investment approvals through the Region's business planning and budget process, and will be reviewed every four years, or earlier as necessary, as additional information and funding are made available.

Appendix A: 2023 Durham Region Transit Capital Projects (\$,000's)

Provides financing details for capital projects proposed in 2023. See Appendix B for the comprehensive 2023 capital budget and 2024-2032 forecast

Durham Region Transit		Quantity	New / Replacement	2023 Proposed Financing								2023 Proposed Budget	Approved Funding Prior to 2023	Forecast 2024-2032	Total Project to 2032	
				Provincial Gas Tax	Zero Emission Transit Fund ¹	Reserve / Reserve Fund	Residential DC's	Non-Residential DC's	Subsidy / Grant ²	Debentures ³	Other ⁴					General Levy
Building and Structures																
2	710 Raleigh Facilities EV Charging Infrastructure	-	New	368	369	-	-	-	-	-	-	-	737	-	7,370	8,107
6	Bus Stop Infrastructure (ICIP)	-	New	780	-	-	-	-	2,143	-	-	-	2,923	-	-	2,923
7	Bus Stop Infrastructure (Non-ICIP)	-	New	252	-	-	781	261	-	-	-	-	1,294	-	6,654	7,948
11	Fall Arrest System	-	New	140	-	-	-	-	-	-	-	-	140	-	-	140
12	Frame and Doors Replacement - Main Entrance	-	Replacement	65	-	-	-	-	-	-	-	-	65	-	-	65
13	Harmony Terminal New Location ⁵	-	New	-	-	-	-	-	-	5,000	-	-	5,000	-	10,000	15,000
16	Integrated Service Transfer Bus Stop Infrastructure	-	New	78	-	-	241	81	-	-	-	-	400	-	4,000	4,400
17	New Indoor Bus Storage/Service Facility	-	New	388	-	-	1,207	405	-	-	-	-	2,000	8,500	222,485	232,985
20	Raleigh Office Area Demolition and Rebuild	-	New	6,505	-	-	-	-	5,086	-	-	-	11,591	-	-	11,591
21	Raleigh/Farewell Rehab Projects	-	New	385	-	-	-	-	-	-	-	-	385	205	-	590
22	Replacement of AC Units and Exhaust Fans Top Up	-	Replacement	25	-	-	-	-	-	-	-	-	25	110	-	135
26	Windfield Farms Terminal ⁵	-	New	-	-	-	-	-	-	2,000	-	-	2,000	-	-	2,000
91	Provision for future transit facility	-	New	-	-	-	-	-	-	-	-	4,614	4,614	-	-	4,614
Building and Structures Total				8,986	369	-	2,229	747	7,229	7,000	-	4,614	31,174	8,815	250,509	290,498
Machinery and Equipment																
27	Air Conditioning Machine	2	Replacement	-	-	-	-	-	-	-	-	24	24	-	-	24
29	Braille signage at bus stops	-	New	50	-	-	-	-	-	-	-	-	50	-	-	50
30	Brake Mate	1	New	-	-	-	-	-	-	-	-	24	24	-	-	24
31	Brake Pro to Remove Rotors and Hubs	1	New	-	-	-	-	-	-	-	-	27	27	-	-	27
32	Bus Wash (additional financing)	-	New	65	-	-	-	-	-	-	-	-	65	830	-	895
33	DriveOn Ministry Program Various Tools	1	New	-	-	-	-	-	-	-	-	12	12	-	-	12
34	EV Charging Equipment (Heavy)	-	New	-	2,500	2,500	-	-	-	-	-	-	5,000	-	14,800	19,800
36	Fuel Tank (additional financing)	-	New	240	-	-	-	-	-	-	-	-	240	765	-	1,005
38	Heavy Vehicle Wheel Lift	1	Replacement	-	-	-	-	-	-	-	-	13	13	-	-	13
40	Mid Size Parts Washer	1	Replacement	-	-	-	-	-	-	-	-	25	25	-	-	25
41	Motor Vehicle Inspection Stations	1	New	-	-	-	-	-	-	-	-	12	12	-	-	12
42	On-board Camera Server & Firewall Replacement	-	Replacement	32	-	-	-	-	-	-	-	-	32	-	-	32
44	Portable Washroom Facilities	1	New	125	-	-	-	-	-	-	125	-	250	-	-	250
45	Power Lift Tailgate	1	New	-	-	-	-	-	-	-	-	11	11	-	-	11
46	Repair and Replace Selected Monitoring Well	-	New	45	-	-	-	-	-	-	-	-	45	-	25	70
47	Replacement Vehicle Tail Pipe Exhaust System	-	Replacement	195	-	-	-	-	-	-	-	-	195	-	-	195
48	Small Tire Machine for Admin Vehicles	1	New	-	-	-	-	-	-	-	-	10	10	-	-	10

Appendix A: 2023 Durham Region Transit Capital Projects (\$,000's)

Provides financing details for capital projects proposed in 2023. See Appendix B for the comprehensive 2023 capital budget and 2024-2032 forecast

		Quantity	New / Replacement	2023 Proposed Financing								2023 Proposed Budget	Approved Funding Prior to 2023	Forecast 2024-2032	Total Project to 2032	
				Provincial Gas Tax	Zero Emission Transit Fund ¹	Reserve / Reserve Fund	Residential DC's	Non-Residential DC's	Subsidy / Grant ²	Debentures ³	Other ⁴					General Levy
49	Software, Equipment, Tools, PPE, Consulting (EV)	-	New	233	232	-	-	-	-	-	-	465	-	800	1,265	
50	Tire Balancer	1	Replacement	-	-	-	-	-	-	-	35	35	-	-	35	
56	Integrated Control Technology - Security Project	-	New	21	-	-	-	-	-	-	-	21	-	-	21	
Machinery and Equipment Total				1,006	2,732	2,500	-	-	-	-	125	193	6,556	1,595	15,625	23,776
Information Technology Infrastructure																
51	Advanced Fuel & Fluid Management System	-	New	333	-	-	-	-	917	-	-	1,250	-	-	1,250	
53	Computers for Westney Second Control Room	1	New	-	-	-	-	-	-	-	7	7	-	-	7	
54	Desktop Computers	22	Replacement	-	-	-	-	-	-	-	24	24	2	-	26	
55	Farewell Network Switch Replacement	-	Replacement	80	-	-	-	-	-	-	-	80	-	-	80	
57	Laptop Computers	4	New	-	-	-	-	-	-	-	8	8	-	-	8	
57	Laptop Computers	17	Replacement	-	-	-	-	-	-	-	32	32	21	-	53	
58	Lightweight Laptops	2	Replacement	-	-	-	-	-	-	-	6	6	9	-	15	
60	Power Laptops	7	Replacement	-	-	-	-	-	-	-	22	22	22	-	44	
61	Raleigh Hotelling Space Docking Stations	4	New	-	-	-	-	-	-	-	1	1	-	-	1	
62	Real-time Customer Information at Transit Stop	-	New	250	-	-	-	-	-	-	-	250	-	-	250	
63	Scheduling, Workforce Management Software	-	New	412	-	-	-	-	-	-	182	594	-	500	1,094	
Information Technology Total				1,075	-	-	-	-	917	-	-	282	2,274	54	500	2,828
Vehicles																
65	40' Conv. Buses (Electric) Growth	14	New	-	-	-	12,852	-	-	8,148	-	21,000	-	123,000	144,000	
67	40' Pulse Buses (Diesel) (ICIP) Replacement	12	Replacement	2,624	-	-	-	-	7,216	-	-	9,840	-	-	9,840	
68	40' Pulse Buses (Diesel) (Non-ICIP) Replacement	3	Replacement	-	-	2,223	-	-	-	-	-	2,223	-	-	2,223	
69	40' Pulse Buses (Electric) Growth	8	New	-	-	-	7,373	771	-	4,656	-	12,800	-	65,600	78,400	
73	Additional Fareboxes/Radios For Growth Buses	22	New	102	-	-	270	90	-	-	-	462	-	3,129	3,591	
74	Additional INIT for 40' Conv Buses Growth	14	New	79	-	-	209	70	-	-	-	358	-	2,098	2,456	
75	Additional INIT for 40' Pulse Buses Growth	8	New	65	-	-	172	58	-	-	-	295	-	1,511	1,806	
77	Additional PRESTO for Growth Buses	22	New	97	-	-	257	86	-	-	-	440	-	2,980	3,420	
78	Additional spare PRESTO/INIT/Fareboxes for EV	-	New	246	-	-	-	-	-	-	-	246	-	-	246	
80	EV Presto Prototype	-	New	25	-	-	-	-	-	-	-	25	-	-	25	
83	PRESTO/INIT MACD-Decommn/install (Pulse Diesel Replacement) (Non-ICIP)	3	Replacement	-	-	116	-	-	-	-	-	116	-	-	116	
Vehicles Total				3,238	-	2,339	21,133	1,075	7,216	12,804	-	47,805	-	198,318	246,123	

Appendix A: 2023 Durham Region Transit Capital Projects (\$,000's)

Provides financing details for capital projects proposed in 2023. See Appendix B for the comprehensive 2023 capital budget and 2024-2032 forecast

Durham Region Budget 2023	Quantity	New / Replacement	2023 Proposed Financing									2023 Proposed Budget	Approved Funding Prior to 2023	Forecast 2024-2032	Total Project to 2032	
			Provincial Gas Tax	Zero Emission Transit Fund ¹	Reserve / Reserve Fund	Residential DC's	Non-Residential DC's	Subsidy / Grant ²	Debentures ³	Other ⁴	General Levy					
Furniture and Fixtures																
86 Raleigh Hotelling Space Chairs	6	New	-	-	-	-	-	-	-	-	-	3	3	-	-	3
87 Raleigh Hotelling Space Workstation	1	New	-	-	-	-	-	-	-	-	-	4	4	-	-	4
89 Sit Stand Desks at Westney Second Control Room	3	New	-	-	-	-	-	-	-	-	-	21	21	-	-	21
90 Sit Stand Desks for Westney Admin	5	New	-	-	-	-	-	-	-	-	-	17	17	-	-	17
Furniture and Fixtures Total			-	-	-	-	-	-	-	-	-	45	45	-	-	45
Total Capital Durham Region Transit			14,305	3,101	4,839	23,362	1,822	15,362	19,804	125	5,134	87,854	10,464	464,952	563,270	

¹ Financing from the Zero Emission Transit Fund is subject to the approval of the federal government and the execution of a transfer payment agreement.

² The Subsidy / Grant financing is the Investing in Canada Infrastructure Program (ICIP) Grant and is subject to federal and provincial approval of ICIP Project Modification Requests.

³ The Debenture financing includes \$12.804 million in Region of Durham Debenture financing and \$7.0 million in Canada Infrastructure Bank (CIB) Debenture financing. The CIB Debenture financing is subject to the execution of a credit agreement and Council approval of the authorizing by-law.

⁴ Other financing represents the Safe Restart Agreement Fund and is subject to provincial government approval.

⁵ Approval of Projects 13 Harmony Terminal New Location and Project 26 Windfield Farms Terminal and associated financing are subject to a further TEC and F&A report.

Appendix B: 2023 - 2032 Durham Region Transit Capital Forecast (\$,000's)

Provides a listing for all projects within the 2023 budget and nine-year capital forecast. See Appendix A for financing details for capital projects proposed in 2023

		Expenditure Category	2023 Proposed Budget	Forecast					Forecast Total
				2024	2025	2026	2027	2028-2032	
Durham Region Transit									
Building and Structures									
1	110 Westney Facilities EV Charging Infrastructure	-	630	6,300	-	-	-	6,930	
2	710 Raleigh Facilities EV Charging Infrastructure	737	7,370	-	-	-	-	7,370	
3	Bowmanville Terminal	-	2,500	2,400	-	-	-	4,900	
4	Brooklin North Terminal	-	-	-	-	-	6,100	6,100	
5	Bus Bulb	-	1,000	-	-	-	-	1,000	
6	Bus Stop Infrastructure (ICIP)	2,923	-	-	-	-	-	-	
7	Bus Stop Infrastructure (Non-ICIP)	1,294	1,294	670	670	670	3,350	6,654	
8	Concrete Floor Repair and Epoxy Paint	-	150	-	-	-	-	150	
9	EV On-Route Charging Infrastructure	-	-	10,800	-	3,600	-	14,400	
10	EV Utility and Other Facilities Upgrade	-	750	750	-	-	740	2,240	
11	Fall Arrest System	140	-	-	-	-	-	-	
12	Frame and Doors Replacement - Main Entrance	65	-	-	-	-	-	-	
13	Harmony Terminal New Location ¹	5,000	10,000	-	-	-	-	10,000	
14	Installation of Degreasing Bay Rapid Door	-	165	-	-	-	-	165	
15	Installation of Security Gates	-	1,090	-	-	-	-	1,090	
16	Integrated Service Transfer Bus Stop Infrastructure	400	400	400	400	800	2,000	4,000	
17	New Indoor Bus Storage/Service Facility	2,000	185,185	-	37,300	-	-	222,485	
18	New West Durham Bus Storage/Service Facility	-	-	-	-	-	125,000	125,000	
19	Pickering Parkway Terminal Upgrade	-	-	-	200	8,250	-	8,450	
20	Raleigh Office Area Demolition and Rebuild	11,591	-	-	-	-	-	-	
21	Raleigh/Farewell Rehab Projects	385	-	-	-	-	-	-	
22	Replacement of AC Units and Exhaust Fans Top Up	25	-	-	-	-	-	-	
23	Replacement of Eaton UPS Unit	-	-	-	-	-	65	65	
24	Uxbridge Transfer Facility	-	2,000	-	-	-	-	2,000	
25	Westney Admin Area Carpeting/Painting	-	395	-	-	-	-	395	
26	Windfield Farms Terminal ¹	2,000	2,000	-	-	-	-	2,000	
91	Provision for future transit facility	4,614	-	-	-	-	-	-	
Building and Structures Subtotal			31,174	214,929	21,320	38,570	13,320	137,255	425,394

Appendix B: 2023 - 2032 Durham Region Transit Capital Forecast (\$,000's)

Provides a listing for all projects within the 2023 budget and nine-year capital forecast. See Appendix A for financing details for capital projects proposed in 2023

		Expenditure Category	2023 Proposed Budget	Forecast					Forecast Total
				2024	2025	2026	2027	2028-2032	
Machinery and Equipment									
27	Air Conditioning Machine		24	-	-	-	-	-	-
28	Bike Share Project		-	1,000	-	-	-	-	1,000
29	Braille signage at bus stops		50	-	-	-	-	-	-
30	Brake Mate		24	-	-	-	-	-	-
31	Brake Pro to Remove Rotors and Hubs		27	-	-	-	-	-	-
32	Bus Wash (additional financing)		65	-	-	-	-	-	-
33	DriveOn Ministry Program Various Tools		12	-	-	-	-	-	-
34	EV Charging Equipment (Heavy)		5,000	3,000	1,200	1,600	1,600	7,400	14,800
35	EV Charging Equipment (Light/Medium)		-	2,080	280	280	200	1,760	4,600
36	Fuel Tank (additional financing)		240	-	-	-	-	-	-
37	Garage Equipment		-	193	194	193	194	673	1,447
38	Heavy Vehicle Wheel Lift		13	-	-	-	-	-	-
39	Hoist Replacements		-	-	-	-	2,340	6,915	9,255
40	Mid Size Parts Washer		25	-	-	-	-	-	-
41	Motor Vehicle Inspection Stations		12	-	-	-	-	-	-
42	On-board Camera Server & Firewall Replacement		32	-	-	-	-	-	-
43	On-board Destination Signs		-	750	-	-	-	-	750
44	Portable Washroom Facilities		250	-	-	-	-	-	-
45	Power Lift Tailgate		11	-	-	-	-	-	-
46	Repair and Replace Selected Monitoring Well		45	25	-	-	-	-	25
47	Replacement Vehicle Tail Pipe Exhaust System		195	-	-	-	-	-	-
48	Small Tire Machine for Admin Vehicles		10	-	-	-	-	-	-
49	Software, Equipment, Tools, PPE, Consulting (EV)		465	800	-	-	-	-	800
50	Tire Balancer		35	-	-	-	-	-	-
56	Integrated Control Technology - Security Project		21	-	-	-	-	-	-
Machinery and Equipment Subtotal			6,556	7,848	1,674	2,073	4,334	16,748	32,677

Appendix B: 2023 - 2032 Durham Region Transit Capital Forecast (\$,000's)

Provides a listing for all projects within the 2023 budget and nine-year capital forecast. See Appendix A for financing details for capital projects proposed in 2023

		Expenditure Category	2023 Proposed Budget	Forecast					Forecast Total
				2024	2025	2026	2027	2028-2032	
Information Technology									
51	Advanced Fuel & Fluid Management System		1,250	-	-	-	-	-	-
52	Computers (2024-32)		-	100	100	100	100	500	900
53	Computers for Westney Second Control Room		7	-	-	-	-	-	-
54	Desktop Computers		24	-	-	-	-	-	-
55	Farewell Network Switch Replacement		80	-	-	-	-	-	-
57	Laptop Computers		40	-	-	-	-	-	-
58	Lightweight Laptops		6	-	-	-	-	-	-
59	Modems for Destination Sign Project		-	1,138	-	-	-	-	1,138
60	Power Laptops		22	-	-	-	-	-	-
61	Raleigh Hotelling Space Docking Stations		1	-	-	-	-	-	-
62	Real-time Customer Information at Transit Stop		250	-	-	-	-	-	-
63	Scheduling, Workforce Management Software		594	500	-	-	-	-	500
64	Smart Technology		-	250	250	250	250	1,250	2,250
Information Technology Subtotal			2,274	1,988	350	350	350	1,750	4,788
Vehicles									
65	40' Conv. Buses (Electric) Growth	Quantity	14	11	18	12	16	25	82
		Total	21,000	16,500	27,000	18,000	24,000	37,500	123,000
66	40' Conv. Buses (Electric) Replacement	Quantity	-	11	11	11	11	55	99
		Total	-	16,500	16,500	16,500	16,500	82,500	148,500
67	40' Pulse Buses (Diesel) (ICIP) Replacement	Quantity	12	-	-	-	-	-	-
		Total	9,840	-	-	-	-	-	-
68	40' Pulse Buses (Diesel) (Non-ICIP) Replacement	Quantity	3	-	-	-	-	-	-
		Total	2,223	-	-	-	-	-	-
69	40' Pulse Buses (Electric) Growth	Quantity	8	5	9	6	8	13	41
		Total	12,800	8,000	14,400	9,600	12,800	20,800	65,600


Appendix B: 2023 - 2032 Durham Region Transit Capital Forecast (\$,000's)

Provides a listing for all projects within the 2023 budget and nine-year capital forecast. See Appendix A for financing details for capital projects proposed in 2023

		Expenditure Category	2023 Proposed Budget	Forecast					Forecast Total
				2024	2025	2026	2027	2028-2032	
70	40' Pulse Buses (Electric) Replacement	Quantity	-	5	5	5	5	25	45
		Total	-	8,000	8,000	8,000	8,000	40,000	72,000
71	60' Pulse Buses (Electric) Growth	Quantity	-	4	6	4	6	6	26
		Total	-	8,800	13,200	8,800	13,200	13,200	57,200
72	60' Pulse Buses (Electric) Replacement	Quantity	-	-	-	-	-	10	10
		Total	-	-	-	-	-	22,000	22,000
73	Additional Fareboxes/Radios For Growth Buses	Quantity	22	20	33	22	30	44	149
		Total	462	420	693	462	630	924	3,129
74	Additional INIT for 40' Conv Buses Growth	Quantity	14	11	18	12	16	25	82
		Total	358	282	460	307	409	640	2,098
75	Additional INIT for 40' Pulse Buses Growth	Quantity	8	5	9	6	8	13	41
		Total	295	184	332	221	295	479	1,511
76	Additional INIT for 60' Pulse Buses Growth	Quantity	-	4	6	4	6	6	26
		Total	-	191	286	191	286	286	1,240
77	Additional PRESTO for Growth Buses	Quantity	22	20	33	22	30	44	149
		Total	440	400	660	440	600	880	2,980
78	Additional spare PRESTO/INIT/Fareboxes for EV	Quantity	6	-	-	-	-	-	-
		Total	246	-	-	-	-	-	-
79	Electric Bus Refurbishment	Quantity	-	-	-	-	-	8	8
		Total	-	-	-	-	-	1,200	1,200
80	EV Presto Prototype	Quantity	1	-	-	-	-	-	-
		Total	25	-	-	-	-	-	-
81	Non-Revenue Service Vehicle Replacement	Quantity	-	2	2	4	-	2	10
		Total	-	80	80	160	-	240	560
82	PRESTO/INIT MACD-Decommn/install (Conv Replacement)	Quantity	-	11	11	11	11	55	99
		Total	-	266	266	266	266	1,331	2,395
83	PRESTO/INIT MACD-Decommn/install (Pulse Diesel Replacement) (Non-ICIP)	Quantity	3	-	-	-	-	-	-
		Total	116	-	-	-	-	-	-
84	PRESTO/INIT MACD-Decommn/install (Pulse Replacement)	Quantity	-	5	5	5	5	35	55
		Total	-	196	196	196	196	1,372	2,156
Vehicles Subtotal			47,805	59,819	82,073	63,143	77,182	223,352	505,569

Appendix B: 2023 - 2032 Durham Region Transit Capital Forecast (\$,000's)

Provides a listing for all projects within the 2023 budget and nine-year capital forecast. See Appendix A for financing details for capital projects proposed in 2023

		Expenditure Category	2023 Proposed Budget	Forecast					Forecast Total
				2024	2025	2026	2027	2028-2032	
Furniture and Fixtures									
85	Furniture	-	45	45	45	45	224	404	
86	Raleigh Hotelling Space Chairs	3	-	-	-	-	-	-	
87	Raleigh Hotelling Space Workstation	4	-	-	-	-	-	-	
88	Replacement of Exterior Halogen Fixtures with LED	-	46	-	-	-	-	46	
89	Sit Stand Desks at Westney Second Control Room	21	-	-	-	-	-	-	
90	Sit Stand Desks for Westney Admin	17	-	-	-	-	-	-	
Furniture and Fixtures Subtotal			45	91	45	45	45	224	450
Total Capital Durham Region Transit			87,854	284,675	105,462	104,181	95,231	379,329	968,878

¹ Approval of Projects 13 Harmony Terminal New Location and Project 26 Windfield Farms Terminal and associated financing are subject to a further TEC and F&A report.